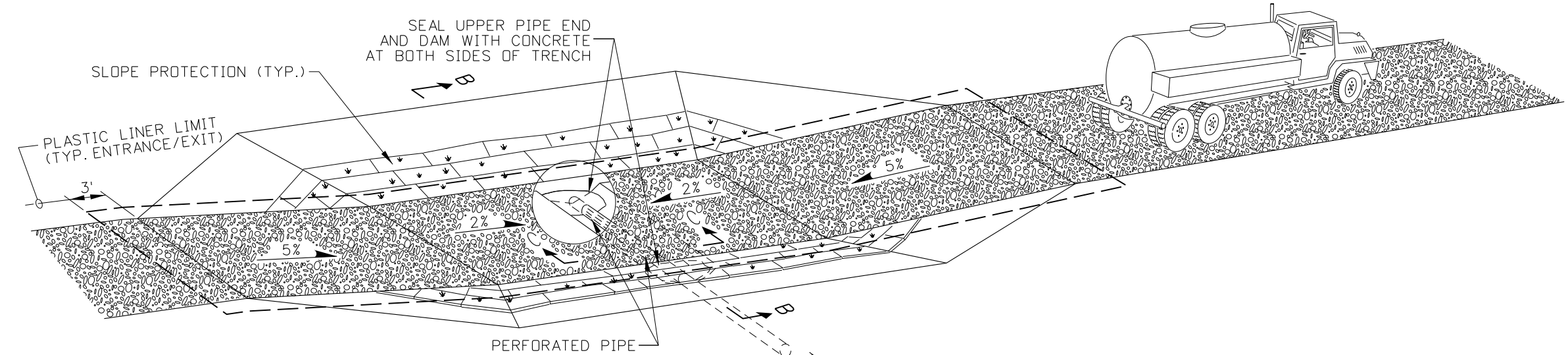
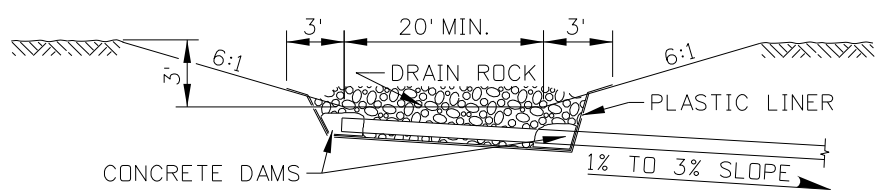


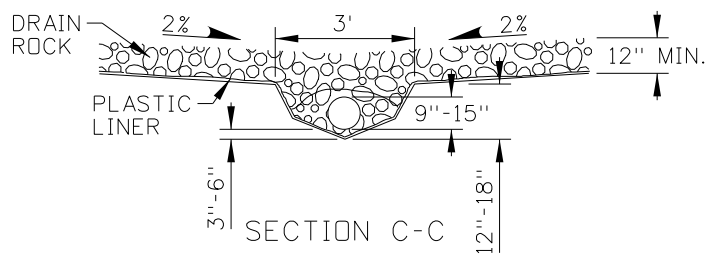
**STABILIZED CONSTRUCTION ENTRANCE**



**VEHICLE AND EQUIPMENT WASHDOWN**



SECTION B-B



SECTION C-C

**NOTES**

1. SEE THE GENERAL NOTES FOR EROSION CONTROL STANDARD DRAWINGS ON 212-1.
2. DRAWING NOT TO SCALE.

REVISIONS								
NO.	DATE	BY	NO.	DATE	BY	NO.	DATE	BY
1	03-21	TWF						

SCALES SHOWN ARE FOR 11" X 17" PRINTS ONLY  
 CADD FILE NAME: 212-06\_0421.dgn  
 DRAWING DATE: NOVEMBER, 2016

**IDAHO TRANSPORTATION DEPARTMENT**



BOISE IDAHO

ORIGINAL SIGNED BY: KEVIN SABLAN  
 DESIGN/TRAFFIC SERVICES ENGINEER

STANDARD DRAWING  
**TEMPORARY EROSION AND SEDIMENT CONTROL**  
**STABILIZED CONSTRUCTION ENTRANCE AND VEHICLE WASHDOWN**  
 REQUIRES STD. DWG. 212-1

**English**  
 STANDARD DRAWING NO.  
**212-6**  
 SHEET 1 OF 1

ORIGINAL STORED AT: ITD, Headquarters 3311 West State Boise, Idaho