



Curb Ramp Inspection

Send a completed copy of this form to the ITD Office of Civil Rights.

Key Number		Project Number		Project Name		Ramp ID Number	
District	City		County		Highway	Milepost	
Inspection Date		Inspected By (Print)				*Technical Infeasibility <input type="checkbox"/> Yes <input type="checkbox"/> No	
Ramp Location <input type="checkbox"/> Intersection <input type="checkbox"/> Mid-block		Location in Intersection <input type="checkbox"/> N <input type="checkbox"/> E <input type="checkbox"/> NW <input type="checkbox"/> NE <input type="checkbox"/> S <input type="checkbox"/> W <input type="checkbox"/> SW <input type="checkbox"/> SE			Curb Ramp Type <input type="checkbox"/> Parallel <input type="checkbox"/> Perpendicular <input type="checkbox"/> Combined		
Describe Ramp Location (details to help locate it, such as "next to gas station")							

Note - The elements numbered 1 - 7 below correspond to smart level measurement locations detailed on page two of this form

Ramp Details	Ramped Area 1	Ramped Area 2	Ramped Area 3	Ramped Area 4
Ramp Width (48" minimum)				
<u>1.</u> Running Slope (8.3% maximum)				
<u>2.</u> Cross Slope (2% maximum)				
<u>3.</u> Flare Slope A (10% maximum)				
<u>4.</u> Flare Slope B (10% maximum)				

Landing (Turning Space)

Landing (Turning Space) Provided <input type="checkbox"/> Yes <input type="checkbox"/> No	Width (48" minimum)	Depth (48" minimum)	<u>5.</u> Cross Slope (2% maximum - both directions)
--	---------------------	---------------------	--

Detectable Warning Surface

Detectable Warning Depth (24" minimum)	Detectable Warning Spans Curb Cut <input type="checkbox"/> Yes <input type="checkbox"/> No	Truncated Dome Spacing Correct <input type="checkbox"/> Yes <input type="checkbox"/> No
Within 5' of the Curb Line/Grade Break <input type="checkbox"/> Yes <input type="checkbox"/> No	Color Contrast (e.g., Light on Dark or Dark on Light) <input type="checkbox"/> Yes <input type="checkbox"/> No	

Transition Details

Lip Present (> ¼ inch) <input type="checkbox"/> Yes <input type="checkbox"/> No	<u>6.</u> Gutter Flowline Slope at Ramp (2% maximum)	<u>7.</u> Gutter Counter Slope (5% maximum)
--	--	---


Pedestrian Crossing Details

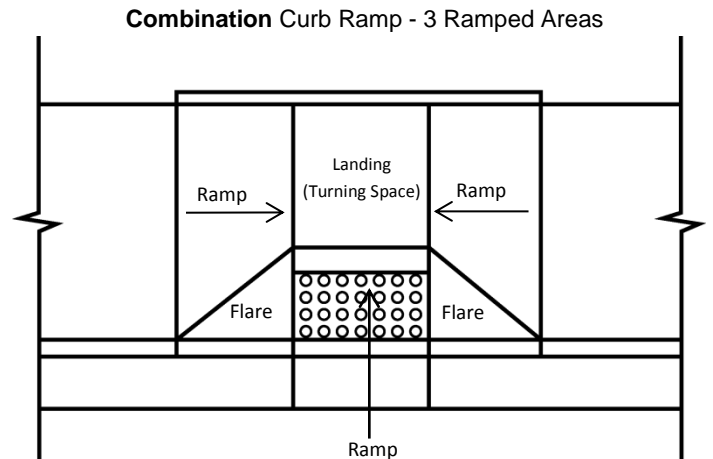
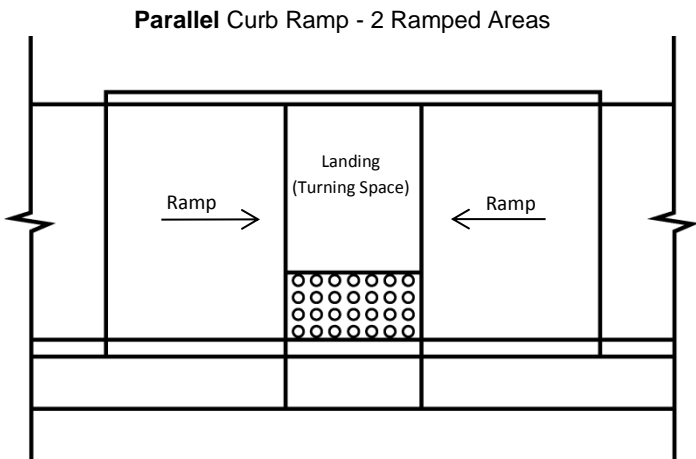
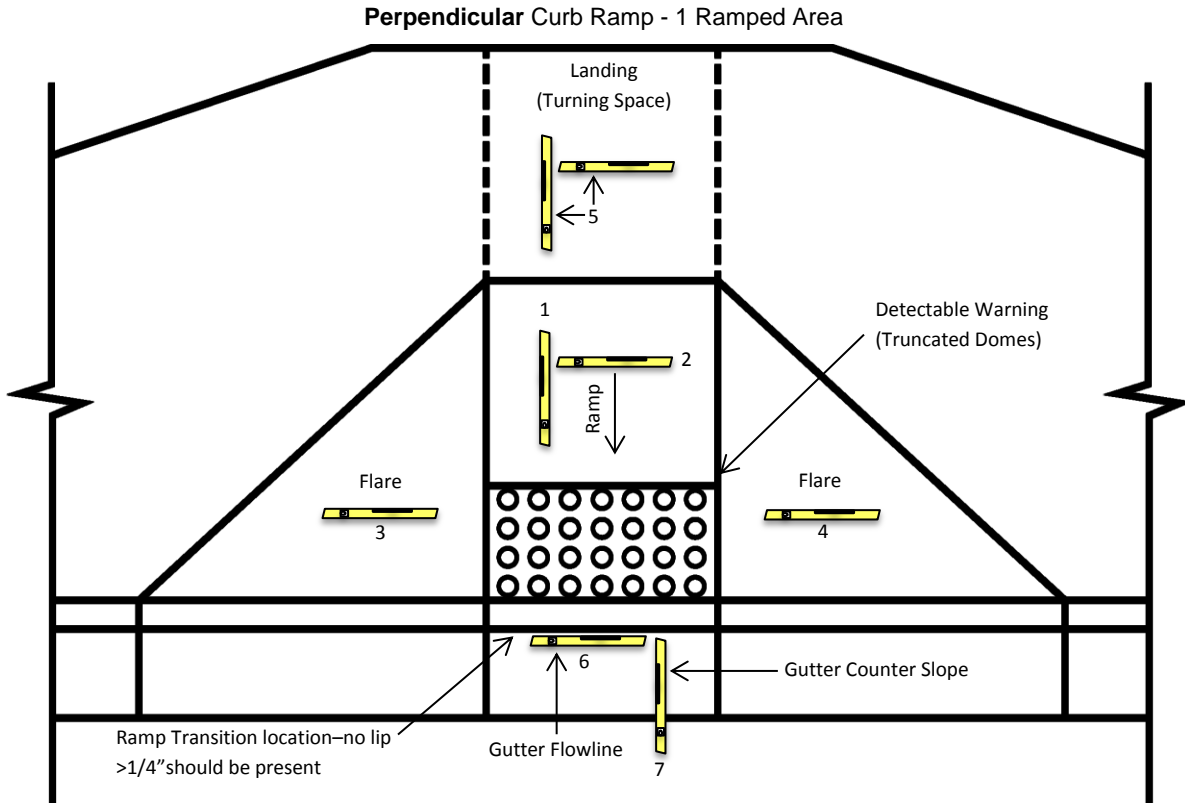
Pedestrian Signal Pushbutton <input type="checkbox"/> Yes <input type="checkbox"/> No	Pushbutton Height within 15" to 48" <input type="checkbox"/> Yes <input type="checkbox"/> No	Pushbutton within 10" of clear space <input type="checkbox"/> Yes <input type="checkbox"/> No	Crosswalk Clear Space <input type="checkbox"/> Yes <input type="checkbox"/> No
--	---	--	---

Comments - *If construction of a compliant curb ramp is not technically feasible, explain each specific reason)

Inspector's Signature	Date

ADA Ramp Inspection Details

A ramp gradient measurement is required at locations marked with smart level below → 



Additional Resources

For detailed information on design parameters, please reference ITD's standard drawings online at: <http://www.itd.idaho.gov/design/StandardDrawings.htm>