






Crash Cushions and Roadside Terminal Categorization Charts



January 2014







Crash Cushions

| Name | Manufacturer | Maintenance Characteristics | Performance Characteristics | | | Test Level | Dimensions | | | | Location | | | Use | | Connection | |
|--|--|-----------------------------|-----------------------------|--------------------|------------------------|----------------------------|------------|-----------------------------|------------|----------------------|----------|------|----------|-----------|-----------|------------------------------|---|
| | | | Non-Redirecive, Gating | Redirecive, Gating | Redirecive, Non-Gating | | Width | Length | Height | Length of Need Point | Median | Gore | Shoulder | Permanent | Temporary | Connects to W-Beam Guardrail | Connects to Concrete Barrier or Parapet |
| Big Sandy http://www.traffixdevices.com/products/attenuators/big-sandy/  | Traffix Devices, Inc. | Sacrificial | Y | | | NCHRP 350 TL-2, TL-3 | Varies | Varies | 35" to 47" | N/A | Y | Y | Y | Y | Y | | |
| CrashGard http://www.plasticsafety.com/crashgard-traffic-control-sand-barrels  | Plastic Safety Systems, Inc. | Sacrificial | Y | | | NCHRP 350 TL-2, TL-3 | Varies | Varies | 53" | N/A | Y | Y | Y | Y | Y | | |
| Energite III http://www.energyabsorption.com/products/products_energite_iii.asp  | Energy Absorption Systems, Inc. | Sacrificial | Y | | | NCHRP 350 TL-1, TL-2, TL-3 | Varies | Varies | 32" to 36" | N/A | Y | Y | Y | Y | Y | | |
| Fitch Universal Barrels http://www.energyabsorption.com/products/products_universal_barrels.asp  | Energy Absorption Systems, Inc. | Sacrificial | Y | | | NCHRP 350 TL-2, TL-3 | Varies | Varies | 33" | N/A | Y | Y | Y | Y | Y | | |
| ABSORB 350 http://www.barriersystemsinc.com/absorb-350-crash-cushion  | Barrier Systems / Lindsay Transportation Solutions | Sacrificial | Y | | | NCHRP 350 TL-2, TL-3 | 24" | 19'-4" (TL-2) 32' (TL-3) | 32" | N/A | Y | Y | Y | | Y | | Y |








Crash Cushions

| Name | Manufacturer | Maintenance Characteristics | Performance Characteristics | | | Test Level | Dimensions | | | | Location | | | Use | | Connection | |
|---|---|---------------------------------|-----------------------------|---------------------|-------------------------|----------------------|------------|---------------------------------|--------|----------------------|----------|------|----------|-----------|-----------|------------------------------|---|
| | | | Non-Redirective, Gating | Redirective, Gating | Redirective, Non-Gating | | Width | Length | Height | Length of Need Point | Median | Gore | Shoulder | Permanent | Temporary | Connects to W-Beam Guardrail | Connects to Concrete Barrier or Parapet |
| ACZ350 http://www.energyabsorption.com/products/products_acz.asp |  | Energy Absorption Systems, Inc. | Sacrificial | Y | | NCHRP 350 TL-2, TL-3 | 22" | 18'-7" (TL-2) 31'-7" (TL-3) | 33" | N/A | Y | Y | Y | Y | | Y | |
| Sentry Longitudinal Energy Dissipater (SLED) http://www.traffixdevices.com/products/attenuators/sled/sled-us/ |  | Traffix Devices, Inc. | Sacrificial | Y | | NCHRP 350 TL-2, TL-3 | 22 1/2" | 18'-11" (TL-2) 25'-3" (TL-3) | 42" | N/A | Y | Y | Y | Y | Y | Y | |
| Triton Barrier CET http://www.energyabsorption.com/products/products_triton_cet.asp |  | Energy Absorption Systems, Inc. | Sacrificial | Y | | NCHRP 350 TL-2, TL-3 | 21" | 40' | 32" | N/A | Y | Y | Y | Y | | Y | |
| NEAT http://www.energyabsorption.com/products/products_neat_crash.asp |  | Energy Absorption Systems, Inc. | Sacrificial | Y | | NCHRP 350 TL-2 | 22 1/2" | 10' | 31.6" | N/A | Y | Y | Y | Y | | Y | |








Crash Cushions

| Name | Manufacturer | Maintenance Characteristics | Performance Characteristics | | | Test Level | Dimensions | | | | Location | | | Use | | Connection | | |
|--|---|---------------------------------|-----------------------------|--------------------|------------------------|------------|----------------|--------------------|--|----------------------|----------|------|----------|-----------|-----------|------------------------------|---|--------------------------------|
| | | | Non-Redirecive, Gating | Redirecive, Gating | Redirecive, Non-Gating | | Width | Length | Height | Length of Need Point | Median | Gore | Shoulder | Permanent | Temporary | Connects to W-Beam Guardrail | Connects to Concrete Barrier or Parapet | |
| BEAT-SSCC http://www.roadssystem.com/beat-sscc.html |  | Road Systems, Inc. | Sacrificial | | Y | | NCHRP 350 TL-3 | 18" | 28' normal installation. Also available in 32', 36', 40', or 44' lengths | 28" | 11'-4" | | | Y | Y | | | Y |
| Brakemaster 350 http://www.energyabsorption.com/products/products_brakemaster350_crash.asp |  | Energy Absorption Systems, Inc. | Sacrificial | | Y | | NCHRP 350 TL-3 | 25" | 31'-6" | 27" | 15'-9" | Y | Y | | Y | | Y | Y (with Thrie-Beam Transition) |
| Crash Cushion Attenuating Terminal (CAT-350) http://www.highwayguardrail.com/products/cat350.html |  | Trinity Highway Products, LLC | Sacrificial | | Y | | NCHRP 350 TL-3 | 30" | 31' 3" | 27 3/4" | 18'-9" | Y | Y | | Y | | Y | Y (with Thrie-Beam Transition) |
| FLEAT Median Terminal (FLEAT-MT) http://www.roadssystem.com/fleat-mt.html |  | Road Systems, Inc. | Sacrificial | | Y | | NCHRP 350 TL-3 | 30" (38" with MGS) | 37'-6" | 27 3/4" or 31" | 12'-6" | Y | | | Y | | Y | Y (with Thrie-Beam Transition) |
| QuadTrend 350 http://www.energyabsorption.com/products/products_quadtrend350_end.asp |  | Energy Absorption Systems, Inc. | Sacrificial | | Y | | NCHRP 350 TL-3 | 15" | 20' | 32" | 10'-6" | | | Y | Y | Y | | Y |







Crash Cushions

| Name | Manufacturer | Maintenance Characteristics | Performance Characteristics | | | Test Level | Dimensions | | | | Location | | | Use | | Connection | | |
|--|--|-----------------------------|-----------------------------|--------------------|------------------------|----------------------|-----------------------------------|--|----------------|----------------------|----------|------|----------|-----------|-----------|------------------------------|---|---|
| | | | Non-Redirecive, Gating | Redirecive, Gating | Redirecive, Non-Gating | | Width | Length | Height | Length of Need Point | Median | Gore | Shoulder | Permanent | Temporary | Connects to W-Beam Guardrail | Connects to Concrete Barrier or Parapet | |
| TREND 350 Median http://www.highwayguardrail.com/products/median.html  | Trinity Highway Products, LLC | Sacrificial | | Y | | NCHRP 350 TL-3 | 28" | 25' | 27 3/4" to 31" | 12'-6" | Y | Y | | Y | | Y | Y (with Thrie-Beam Transition) | |
| Bull Nose http://www.itd.idaho.gov/design/StandardDrawings/English/G1G_1010.pdf  | Generic | Sacrificial | | | Y | NCHRP 350 TL-3 | 14'-9 1/8", 19'-5/8", 23'-10 3/4" | 66' | 31" | 0 | Y | | | Y | | Y | Y (with Thrie-Beam Transition) | Y |
| QUEST http://www.energyabsorption.com/products/products_questimpact.asp  | Energy Absorption Systems, Inc. | Sacrificial | | | Y | NCHRP 350 TL-2, TL-3 | 24" | 18'-10" (TL-2) 28' (TL-3) | 31" | 0 | Y | Y | Y | Y | | Y | Y | |
| Trinity Attenuating Crash Cushion (TRACC) http://www.highwayguardrail.com/products/tracc.html  | Trinity Highway Products, LLC | Sacrificial | | | Y | NCHRP 350 TL-2, TL-3 | TRACC: 24" | TRACC: 21'-3" (TL-3) | 32" | 0 | Y | Y | Y | Y | Y | Y | Y | |
| | | | | | | | SHORTTRACC: 24" | SHORTTRACC: 14'-3" (TL-2) | | | | | | | | | | |
| | | | | | | | FASTRACC: 24" | FASTRACC: 25'-11" (TL-3 High Speed) | | | | | | | | | | |
| | | | | | | | WIDETRACC: 58" Minimum | WIDETRACC: 20'-9 1/2" Minimum (TL-3) | | | | | | | | | | |
| | | | | | | | WIDESHORT: 39" Minimum | WIDESHORT: 14'-1" Minimum (TL-2) | | | | | | | | | | |
| | | | | | | | WIDEFAST: 71" Minimum | WIDEFAST: 25'-8" Minimum (TL-3 High Speed) | | | | | | | | | | |
| X-Tension Median Attenuator System (X-MAS) http://www.barriersystemsinc.com/xmas-impact-attenuator  | Barrier Systems / Lindsay Transportation Solutions | Sacrificial | | | Y | NCHRP 350 TL-3 | 22.5" | 37'-6" | 27 3/4" to 31" | 0 | Y | Y | | Y | Y | Y | Y (with Thrie-Beam Transition) | |







Crash Cushions

| Name | Manufacturer | Maintenance Characteristics | Performance Characteristics | | | Test Level | Dimensions | | | | Location | | | Use | | Connection | |
|--|--|-----------------------------|-----------------------------|--------------------|------------------------|---|--|---|----------|----------------------|----------|------|----------|-----------|-----------|------------------------------|---|
| | | | Non-Redirecive, Gating | Redirecive, Gating | Redirecive, Non-Gating | | Width | Length | Height | Length of Need Point | Median | Gore | Shoulder | Permanent | Temporary | Connects to W-Beam Guardrail | Connects to Concrete Barrier or Parapet |
| X-TENUator http://www.barriersystemsinc.com/xtenuator-impact-attenuator |  Barrier Systems / Lindsay Transportation Solutions | Sacrificial | | | Y | NCHRP 350 TL-3 | 22" | 24'-9" | 31 3/16" | 0 | Y | Y | Y | | Y | Y | |
| QuadGuard (QuadGuard II, QuadGuard M10) http://www.energyabsorption.com/products/products_quadguard2_crash.asp |  Energy Absorption Systems, Inc. | Partially Reusable | | | Y | NCHRP 350 TL-2, TL-3 MASH TL-2, TL-3 | QuadGuard II Narrow 24", 30", 36" QuadGuard II Wide 69", 90" QuadGuard M10 Narrow 24", 30", 36" QuadGuard M10 Wide 69", 90" | QuadGuard II 9' (TL-2, 2 Bay) 18' (TL-3, 5 Bay) 27' (TL-3 High Speed, 8 Bay) QuadGuard II 12' (TL-2, 3 Bay) 18' (TL-3, 5 Bay) 27' (TL-3 High Speed, 8 Bay) QuadGuard M10 11'-8" (TL-2, 3 Bay) 20'-8" (TL-3, 6 Bay) QuadGuard M10 11'-8" (TL-2, 3 Bay) 20'-8" (TL-3, 6 Bay) | 32" | 0 | Y | Y | Y | Y | Y | Y | |
| Universal TAU-II http://www.barriersystemsinc.com/tau-ii-crash-cushion |  Barrier Systems / Lindsay Transportation Solutions | Partially Reusable | | | Y | NCHRP 350 TL-2, TL-3 | Narrow 27" to 36" Wide 42" to 102" in 6" increments | Varies depending on width and Highway design speed. Refer to Installation Manual. Sample lengths: 13' (TL-2) 23'-10" (TL-3) 28'-8" (TL-3 High Speed) Varies depending on width and Highway design speed. Refer to Installation Manual. Sample lengths: 14'-4" (TL-2) 25'-7" (TL-3) 30' (TL-3 High Speed) | 31 1/2" | 0 | Y | Y | Y | Y | Y | Y | |
| Compressor http://www.traffixdevices.com/products/attenuators/compressor/ |  Traffix Devices, Inc. | Low Maintenance | | | Y | NCHRP 350 TL-3 | 43" | 21'-3" | 57.85" | 0 | Y | Y | Y | Y | | Y | |








Crash Cushions

| Name | Manufacturer | Maintenance Characteristics | Performance Characteristics | | | Test Level | Dimensions | | | | Location | | | Use | | Connection | | | |
|--|---|--|-----------------------------|--------------------|------------------------|------------|----------------------|-----------------------------------|--|----------------------|----------|------|----------|-----------|-----------|------------------------------|---|---|---|
| | | | Non-Redirecive, Gating | Redirecive, Gating | Redirecive, Non-Gating | | Width | Length | Height | Length of Need Point | Median | Gore | Shoulder | Permanent | Temporary | Connects to W-Beam Guardrail | Connects to Concrete Barrier or Parapet | | |
| QuadGuard Elite & QuadGuard Elite M10 http://www.energyabsorption.com/products/products_quadguard_elite.asp |  | Energy Absorption Systems, Inc. | Low Maintenance | | | Y | NCHRP 350 TL-2, TL-3 | Narrow 24", 30", 36" | 18' (TL-2, 5 Bay) 26'-6" (TL-3, 8 Bay) 36' (TL-3 High Speed, 11 Bay) | 32" | 0 | Y | Y | Y | Y | Y | Y | Y | |
| | | | | | | | | Wide 69", 90" | 18' (TL-2, 5 Bay) 26'-6" (TL-3, 8 Bay) 36' (TL-3 High Speed, 11 Bay) | | | | | | | | | | |
| | | | | | | | | Narrow 24", 30", 36" | 14'-6" (TL-2, 4 Bay) 26'-2" (TL-3, 8 Bay) | | | | | | | | | | |
| | | | | | | | | Wide 69", 90" | 14'-3" (TL-2, 4 Bay) 26'-2" (TL-3, 8 Bay) | | | | | | | | | | |
| Reusable Energy Absorbing Crash Terminal (REACT 350) http://www.energyabsorption.com/products/permanent.asp |  | Energy Absorption Systems, Inc. | Low Maintenance | | | Y | NCHRP 350 TL-2, TL-3 | Narrow 36" | 15'-3" (TL-2, concrete backup), 13'-9" (TL-2, self contained), 21'-3" (REACT 350 II, TL-3, concrete backup), 19'-5" (REACT 350 II, TL-3, self contained), 30'-7" (HS, concrete backup), 26'-9" (HS, self contained) | 51 1/2" | 0 | Y | Y | Y | Y | Y | Y | Y | Y |
| | | | | | | | | Wide 60" | 30'-7" (TL-3, concrete backup), 30'-10" (TL-3, self contained) | 46" | | | | | | | | | |
| | | | | | | | | Wide 96" | 34'-9" (TL-3) | | | | | | | | | | |
| | | | | | | | | Wide 120" | 33'-10" (TL-3) | | | | | | | | | | |
| Smart Cushion Innovations (SCI) http://www.workareaprotection.com/attenuator.htm |  | Work Area Protection Corp. | Low Maintenance | | | Y | NCHRP 350 TL-2, TL-3 | 24" Typical, Flare up to 96" | 13'-6" (TL-2) 21'-6" (TL-3) | 33" | 0 | Y | Y | Y | Y | Y | Y | Y | Y |
| Universal TAU-II-R http://www.barriersystemsinc.com/tau-ii-r-crash-cushion |  | Barrier Systems / Lindsay Transportation Solutions | Low Maintenance | | | Y | NCHRP 350 TL-2, TL-3 | Narrow 27" to 36" | Varies depending on width and Highway design speed. Refer to Installation Manual. Sample lengths: 13' (TL-2) 23'-10" (TL-3) 28'-8" (TL-3 High Speed) | 31 1/2" | 0 | Y | Y | Y | Y | Y | Y | Y | Y |
| | | | | | | | | Wide 42" to 102" in 6" increments | Varies depending on width and Highway design speed. Refer to Installation Manual. | | | | | | | | | | |









Roadside Terminals

| Name | Manufacturer | ITD Type | Maintenance Characteristics | Performance Characteristics | | Attributes | | Test Level | Dimensions | | | | Posts | | Connection | | Use Locations | |
|---|---|----------|-----------------------------|-----------------------------|--------|------------|--------|------------|----------------|--------|--------|----------------------|--------|-------|------------------------------|------------------------------|---------------------|----------|
| | | | | Energy Absorbing | Gating | Tangent | Flared | | Length | Height | Offset | Length of Need Point | Wood | Steel | Connects to W-Beam Guardrail | Connects to Concrete Barrier | | |
| GUARDRAIL ANCHORS | | | | | | | | | | | | | | | | | | |
| Guardrail Anchor http://www.itd.idaho.gov/design/StandardDrawings/English/G1B_1010.pdf |  | Generic | 1 | Sacrificial | N | Y | N/A | N/A | N/A | 50' | 29" | Varies | 50' | Y | | Y | Y (with Transition) | Shoulder |
| Guardrail Anchor http://www.itd.idaho.gov/design/StandardDrawings/English/G1B_1010.pdf |  | Generic | 1-A | Sacrificial | N | Y | N/A | N/A | N/A | 12'-6" | 29" | Varies | 12'-6" | Y | | Y | Y (with Transition) | Shoulder |
| Guardrail Anchor http://www.itd.idaho.gov/design/StandardDrawings/English/G1H_1010.pdf |  | Generic | 8 | Sacrificial | N | Y | N/A | N/A | N/A | 6'-3" | 29" | 0 | 12'-6" | Y | | Y | Y (with Transition) | Shoulder |
| BURIED-IN-BACKSLOPE TERMINAL | | | | | | | | | | | | | | | | | | |
| Buried-in-Backslope http://www.itd.idaho.gov/design/StandardDrawings/English/G1C11210.pdf http://www.itd.idaho.gov/design/StandardDrawings/English/G1C21210.pdf |  | Generic | 2-A 2-B | Sacrificial | N | N | | Y | NCHRP 350 TL-3 | Varies | 29" | Varies | 0 | | Y | Y | Y (with Transition) | Shoulder |
| FLARED AND TANGENT TERMINALS | | | | | | | | | | | | | | | | | | |
| Modified Vermont Terminal (ITD Type 11) http://www.itd.idaho.gov/design/StandardDrawings/English/G1I_1010.pdf |  | Generic | 11 | Sacrificial | N | Y | | Y | NCHRP 350 TL-2 | 18'-9" | 29" | 4' | 25' | Y | | Y | Y (with Transition) | Shoulder |





Roadside Terminals

| Name | Manufacturer | ITD Type | Maintenance Characteristics | Performance Characteristics | | Attributes | | Test Level | Dimensions | | | | Posts | | Connection | | Use Locations | |
|--|---|-------------------------------|-----------------------------|-----------------------------|--------|------------|--------|------------|----------------|------------------------------|----------------|----------------------|--------|-------|------------------------------|------------------------------|---------------------|----------|
| | | | | Energy Absorbing | Gating | Tangent | Flared | | Length | Height | Offset | Length of Need Point | Wood | Steel | Connects to W-Beam Guardrail | Connects to Concrete Barrier | | |
| FLARED AND TANGENT TERMINALS (Continued) | | | | | | | | | | | | | | | | | | |
| Slotted Rail Terminal (SRT-350) http://www.highwayguardrail.com/products/e-t-srt350.html |  | Trinity Highway Products, LLC | 5 | Sacrificial | N | Y | | Y | NCHRP 350 TL-3 | 37'-6" | 27 3/4" or 31" | 3' to 4' | 12'-6" | Y | Y | Y | Y (with Transition) | Shoulder |
| Flared Energy-Absorbing Terminal (FLEAT) http://www.roadsystems.com/fleat.html |  | Road Systems, Inc. | 5 | Sacrificial | Y | Y | | Y | NCHRP 350 TL-2 | 25' | 27 3/4" or 31" | 1'-8" to 2'-8" | 12'-6" | Y | Y | Y | Y (with Transition) | Shoulder |
| | | | | | | | | | NCHRP 350 TL-3 | 37'-6" | | 2'-6" to 4' | | | | | | |
| Extruder Terminal (ET-Plus) http://www.highwayguardrail.com/products/etplus.html |  | Trinity Highway Products, LLC | 10 | Sacrificial | Y | Y | Y | | NCHRP 350 TL-2 | 25' | 27 3/4" or 31" | 0 to 2' | 12'-6" | Y | Y | Y | Y (with Transition) | Shoulder |
| | | | | | | | | | NCHRP 350 TL-3 | 50' or 37'-6" | | | | | | | | |
| Sequential Kinking Terminal (SKT) http://www.roadsystems.com/skt.html |  | Road Systems, Inc. | 10 | Sacrificial | Y | Y | Y | | NCHRP 350 TL-2 | 25' | 27 3/4" or 31" | 0 to 1' | 12'-6" | Y | Y | Y | Y (with Transition) | Shoulder |
| | | | | | | | | | NCHRP 350 TL-3 | 50' Typical, 37'-6" SKT-LITE | | 0 to 2' | | | | | | |
| SoftStop http://www.highwayguardrail.com/products/SoftStop.html |  | Trinity Highway Products, LLC | 10 | Sacrificial | Y | Y | Y | | MASH TL-1 | 13'-3 1/2" | 31" | 0 to 1' | 16'-6" | | Y | Y | Y (with Transition) | Shoulder |
| | | | | | | | | | MASH TL-2 | 25'-9 1/2" | | | | | | | | |
| | | | | | | | | | MASH TL-3 | 50'-9 1/2" | | | | | | | | |
| TREND 350 http://www.highwayguardrail.com/products/flared.html |  | Trinity Highway Products, LLC | 5, 10 | Sacrificial | Y | Y | Y | Y | NCHRP 350 TL-3 | 37'-6" | 27 3/4" to 31" | 0 to 4' | 12'-6" | N | | Y | Y (with Transition) | Shoulder |



Roadside Terminals

| Name | Manufacturer | ITD Type | Maintenance Characteristics | Performance Characteristics | | Attributes | | Test Level | Dimensions | | | | Posts | | Connection | | Use Locations | |
|--|---|--|-----------------------------|-----------------------------|--------|------------|--------|------------|----------------|--------|----------------|----------------------|--------------------------------|-------|------------------------------|------------------------------|---------------------|----------|
| | | | | Energy Absorbing | Gating | Tangent | Flared | | Length | Height | Offset | Length of Need Point | Wood | Steel | Connects to W-Beam Guardrail | Connects to Concrete Barrier | | |
| FLARED AND TANGENT TERMINALS (Continued) | | | | | | | | | | | | | | | | | | |
| X-Tension http://www.barriersystemsinc.com/xtension-guardrail-end-treatment |  | Barrier Systems / Lindsay Transportation Solutions | 5, 10 | Sacrificial | Y | N | Y | Y | NCHRP 350 TL-3 | 37'-6" | 27 5/8" or 31" | 0 to 4' | 0 (Re-directive behind post 1) | Y | Y | Y | Y (with Transition) | Shoulder |
| X-LITE http://www.barriersystemsinc.com/xlite-end-terminal |  | Barrier Systems / Lindsay Transportation Solutions | 5, 10 | Sacrificial | Y | Y | Y | Y | NCHRP 350 TL-3 | 37'-6" | 27 5/8" or 31" | 0 or 4' | 12'-6" | | Y | Y | Y (with Transition) | Shoulder |



Guardrail Transitions and Modifications

| Name | Manufacturer | ITD Type | Test Level | Dimensions | | Posts | | Connection | | Use Locations | |
|--|---|----------|------------|----------------|----------|-------|-------|------------------------------|------------------------------|---------------------|----------|
| | | | | Length | Height | Wood | Steel | Connects to W-Beam Guardrail | Connects to Concrete Barrier | | |
| GUARDRAIL TRANSITIONS | | | | | | | | | | | |
| Thrie-Beam Transition http://www.itd.idaho.gov/design/StandardDrawings/English/g1e_0811.pdf |  | Generic | 3 | NCHRP 350 TL-3 | 18' | 31" | Y | Y | Y | Y | |
| Bridge Parapet Retrofit http://www.itd.idaho.gov/design/StandardDrawings/English/G1K_1010.pdf |  | Generic | 9 | | 25' | 29" | | Y | Y (Retrofit only) | Y (Retrofit only) | |
| Low Speed Transition http://www.itd.idaho.gov/design/StandardDrawings/English/G1N_1010.pdf | Photograph not available | Generic | 12 | NCHRP 350 TL-2 | 13'-6.5" | 29" | | Y | Y | Y | |
| SHORT-RADIUS GUARDRAIL | | | | | | | | | | | |
| Short-Radius Guardrail http://www.itd.idaho.gov/design/StandardDrawings/English/G1H_1010.pdf |  | Generic | 7 | NCHRP 350 TL-2 | 47'-9" | 29" | Y | | Y | Y (with Transition) | Shoulder |
| RAILROAD GUARDRAIL | | | | | | | | | | | |
| ITD Type 4-A http://www.itd.idaho.gov/design/StandardDrawings/English/g1j_0506.pdf |  | Generic | 4-A | | 18'-9" | 29" | Y | | Y | Y (with Transition) | Shoulder |
| ITD Type 4-B http://www.itd.idaho.gov/design/StandardDrawings/English/g1j_0506.pdf | Photograph not available | Generic | 4-B | | 18'-9" | 29" | Y | | | | Shoulder |



Guardrail Transitions and Modifications

| Name | Manufacturer | ITD Type | Test Level | Dimensions | | Posts | | Connection | | Use Locations |
|--|--------------------------|----------|-----------------|----------------------------|--------|-------|-------|------------------------------|------------------------------|---------------|
| | | | | Length | Height | Wood | Steel | Connects to W-Beam Guardrail | Connects to Concrete Barrier | |
| LONG-SPAN GUARDRAIL | | | | | | | | | | |
| Long-Span http://www.itd.idaho.gov/design/StandardDrawings/English/G1L_1210.pdf | Photograph not available | Generic | Std. Dwg. G-1-L | 12'-6" 18'-9" 25'-0" | 29" | Y | | Y | Y (with Transition) | Shoulder |

