



# Seat Belt Safety Bee Word Search

ALWAYS  
BELT  
BOOSTERSEAT  
BUCKLE  
CAR

DRIVE  
LAW  
OBEY  
RIDE  
SAFE

SIT  
SMART  
STOP  
TRAVEL  
TRIP

A	B	C	D	B	U	C	K	L	E
E	F	D	G	O	E	I	J	K	L
C	A	R	M	O	N	L	A	W	O
P	L	I	Q	S	R	S	T	T	B
U	W	V	A	T	V	W	Z	A	E
D	A	E	G	E	Y	A	X	B	Y
T	Y	C	D	R	I	D	E	J	L
R	S	I	T	S	Q	O	N	S	M
I	R	U	O	E	T	S	V	A	W
P	O	T	S	A	X	D	B	F	Y
S	M	A	R	T	R	A	V	E	L

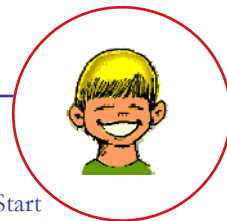
**REMEMBER:** Wear your safety belt low and snug across your hips and snug across your shoulder. Buckle up on every trip!



**SECRET MESSAGE:** Discover the message using the secret code.


A	B	C	D	E	F	G	H	I	J	K	L	M
⇨	⇩	⇨	⇩	⇨	⇩	⇨	⇩	⇨	⇩	⇨	⇩	⇨
N	O	P	Q	R	S	T	U	V	W	X	Y	Z
⇨	⇩	▲	▼	△	▽	◀	▶	◀	▶	▲	▼	▶

⇨⇩↓⇨↗	↓◀	⇨⇩⇨'◀
_____	_____	_____
△↓▽↗	↓◀	
_____	_____	
⇨⇩▶⇨▲▽	▶⇨⇨△	▲⇩▶△
_____	_____	_____
▽⇨⇨◀	⇨⇨⇩◀	↓⇨ ◀↑⇨
_____	_____	_____
⇨⇨△		
_____		

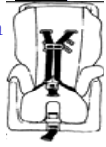


To stay safe in a car  
I always buckle up.  
Help me find my car seat.

Start



Finish



**“Bee” sure you  
always buckle up!**

Color me.



**All children under  
13 should ride in  
the back seat.**



**“Bee” Sure to use  
the Right Seat!**



## 4 STEPS FOR KIDS



1. Keep infants in the back seat, in **rear-facing** child safety seats, as long as possible up to the height or weight limit of that particular seat. At a minimum, keep infants rear-facing until 1 year and at least 20 pounds.
2. When children outgrow their rear-facing seats, they should ride in a **forward-facing** child safety seat, in the back seat, until they reach the upper weight or height limit of the particular seat (usually around age 4 and 40 pounds.)
3. Once children outgrow their forward-facing seats they should ride in **booster** seats, in the back seat, until the car seat belts fit properly. Seat belts fit properly when the lap belt lays across the upper thighs and the shoulder belt fits across the chest (usually age 8 or when they are 4’9” tall.)
4. When children outgrow their booster seats, they can use the adult **seat belt** in the back seat, if it fits properly (lap belt lays across the upper thighs and the shoulder belt fits across the chest.)

**SMART CHOICES SAVE LIVES!**

Idaho Transportation Department  
Office of Highway Safety  
P.O. Box 7129, Boise, ID 83707-1129  
(208) 334-8100

*This brochure is provided by the Idaho Transportation Department Office of Highway Safety. This brochure may be reproduced for educational purposes. For an electronic copy of the brochure visit our website [www.itd.idaho.gov/ohs](http://www.itd.idaho.gov/ohs).*



**“Bee” a  
Safety Belt  
User!**

[Seat Belt Safety Fun Page](#)

