


# US 20/26 CORRIDOR STUDY

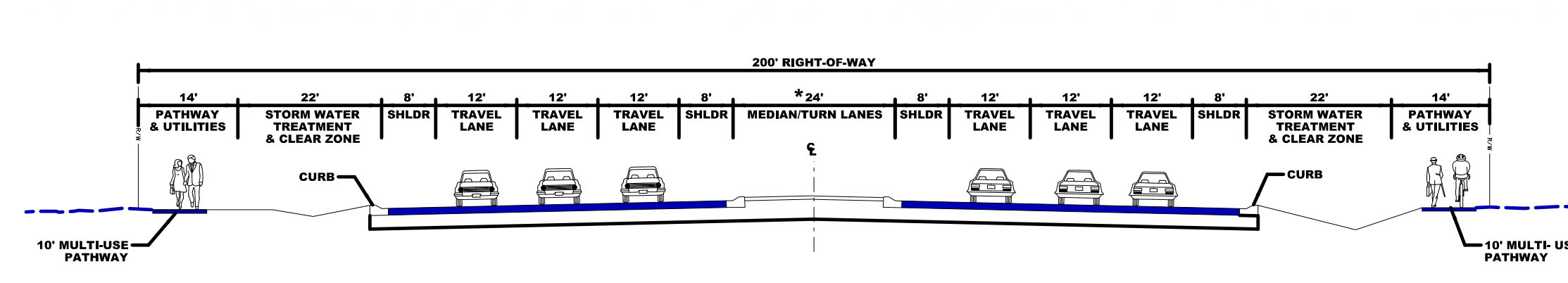


MATCH LINE, SEE SHEET 1


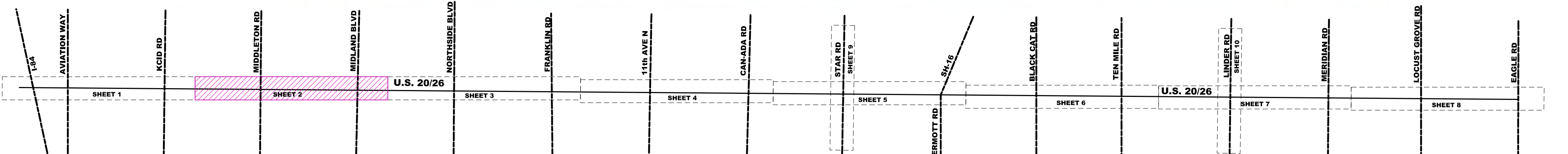
MATCH LINE, SEE SHEET 3



- LEGEND**
- - - PROPOSED RIGHT-OF-WAY
  - ROADWAY LAYOUT
  - MULTI-USE PATHWAY OR SIDEWALK
  - PROPOSED CURB
  - 230 KV POWER POLE
  - PROPERTY LINE
  - - - HISTORIC FEATURE BOUNDARY
  - - - WETLAND BOUNDARY



\* FINAL MEDIAN WIDTH AND TREATMENT WILL BE DETERMINED DURING PRELIMINARY DESIGN.



<p><b>Parametrix</b> CONSULTING ENGINEERS</p> <p>2763 W. AVENUE DRIVE, SUITE 201   BOISE, ID 83714 P. 208.886.0222 WWW.PARAMETRIX.COM</p> <p>PROJECT NO. STP-3230(106) KEY NO. 07826</p>	<p><b>US 20/26 CORRIDOR STUDY</b> <b>CONCEPT LAYOUT</b></p> <p><b>JUNE 2015</b></p>	<p>SHEET 2 OF 10</p>
--	---	----------------------------------