

AVAILABLE FUNDING WITH MATCH vs. PROGRAMMED PROJECTS (AvP)
FY 2021 - 2027 DRAFT IDAHO TRANSPORTATION INVESTMENT PROGRAM
 This Report should be used only during Public Involvement (data as of 06/24/2020)
 Estimates of Apportionments/Allocations in \$000s with Match in Year-Of-Expenditure Dollars

Row Program Name		Idaho Transportation Investment Program (ITIP)														Sum FY21-27	
		Statewide Transportation Improvement Program (STIP)								(PREL for Locals)				FY 2027*			
		FY 2021*		FY 2022*		FY 2023*		FY 2024*		FY 2025*		FY 2026*		Available	Program		
Available	Program	Available	Program	Available	Program	Available	Program	Available	Program	Available	Program	Available	Program	Available	Program		
1	Pavement Preservation (Commerce)	27,546	23,495	31,389	31,576	14,200	15,852	24,740	25,815	38,477	37,422	28,609	28,298	61,683	44,391	226,644	206,848
2	Pavement Preservation (Non-Commerce)	9,684	8,196	9,534	12,681	10,833	11,029	6,894	6,720	8,473	8,074	6,202	6,533	18,000	14,218	69,620	67,450
3	Pavement Restoration	71,739	80,808	81,104	62,269	64,686	64,776	92,621	77,017	94,195	73,512	140,914	117,917	58,538	70,426	603,797	546,725
4	SHS Pavements	108,969	112,499	122,027	106,526	89,719	91,657	124,255	109,552	141,145	119,008	175,725	152,747	138,221	129,035	900,061	821,024
5	Bridge Preservation	23,522	26,565	13,611	14,506	25,640	29,097	18,722	17,413	13,139	13,121	16,389	15,000	15,721	125,006	132,813	132,813
6	Bridge Restoration	43,479	29,264	62,779	68,684	97,080	92,875	82,406	88,877	55,370	97,783	50,396	71,947	65,000	58,648	456,510	508,079
7	SHS Bridges	67,001	55,829	76,390	83,190	122,720	121,972	101,128	106,291	68,509	110,904	65,768	88,336	80,000	74,370	581,516	640,892
8	Supporting Infrastructure Assets	7,000	7,658	7,000	7,487	7,000	7,579	7,000	7,000	7,000	7,000	7,000	7,000	7,000	7,000	49,000	50,724
9	Safety - Rest Areas	-	1,260	-	-	-	-	-	-	-	-	-	-	-	-	-	1,260
10	Safety	-	8,594	-	47,283	-	58,540	-	48,124	-	44,895	-	20,970	-	37,324	-	265,730
11	Capacity	-	75,152	-	71,856	-	50,738	-	49,035	-	47,505	-	46,035	-	50,513	-	390,834
12	Safety & Capacity	87,378	83,746	99,840	119,139	93,579	109,278	73,168	97,159	89,522	92,400	57,991	67,004	80,000	87,837	581,478	656,564
13	(Row 4+7+8+9+12) SHS Core	270,348	260,992	305,257	316,342	313,018	330,487	305,551	320,001	306,176	329,312	306,484	315,088	305,221	298,242	2,112,055	2,170,463
14	Significant Projects & Corridors	-	-	-	-	-	-	-	-	-	-	-	-	-	-	-	-
15	Formula Debt Service + Fees & Interest ¹	67,476	67,476	69,510	69,510	69,536	69,536	69,550	69,550	69,612	69,612	69,621	69,621	71,051	71,051	486,356	486,356
16	SHS Strategic	67,476	67,476	69,510	69,510	69,536	69,536	69,550	69,550	69,612	69,612	69,621	69,621	71,051	71,051	486,356	486,356
17	System Support	6,500	11,956	6,500	7,847	6,500	7,596	6,500	7,596	6,500	7,626	6,500	6,500	6,500	6,500	45,500	55,621
18	State Board Unallocated	5,000	5,000	5,000	5,000	5,000	5,000	5,000	5,000	5,000	5,000	5,000	5,000	5,000	5,000	35,000	35,000
19	SHS Other	11,500	16,956	11,500	12,847	11,500	12,596	11,500	12,596	11,500	12,626	11,500	11,500	11,500	11,500	80,500	90,621
20	Planning & Scoping	2,100	2,430	1,600	1,835	1,600	1,625	1,600	1,350	250	1,350	-	-	-	-	7,150	8,590
21	Metropolitan Planning	1,885	1,895	1,885	1,895	1,885	1,895	1,885	1,895	1,885	1,885	-	-	-	-	9,423	9,475
22	State Planning and Research	7,030	7,090	7,030	7,090	7,030	7,090	7,030	7,090	7,030	7,066	-	-	-	-	35,153	35,426
23	Hwy Planning	11,015	11,415	10,515	10,820	10,515	10,610	10,515	10,335	9,166	10,311	-	-	-	-	51,726	53,491
24	Recreational Trails	1,711	1,711	1,711	1,711	1,711	1,711	1,711	1,711	1,711	1,711	-	-	-	-	8,553	8,553
25	Transportation Alternatives (TAP)	3,822	3,322	3,822	3,518	3,822	5,180	3,822	3,822	3,822	3,822	-	-	-	-	19,109	19,664
26	Freight	10,393	13,330	10,393	7,421	10,393	9,162	10,394	-	10,394	4,336	-	10,394	2,988	10,394	13,767	72,755
27	Congestion Mitigation/Air Quality (CMAQ)	-	-	-	-	-	-	-	-	-	-	-	-	-	-	-	-
28	Hwy Statewide Competitive	15,925	18,363	15,925	12,650	15,926	16,053	15,926	5,533	15,926	9,869	10,394	2,988	10,394	13,767	100,417	79,222
29	STBG - Local Urban	8,831	8,892	8,831	9,002	8,831	8,831	9,329	8,831	9,329	30,000	32,598	-	-	-	74,155	77,374
30	STBG - Transportation Mgt Area	10,887	10,908	10,887	10,886	10,887	10,887	10,887	10,887	10,887	10,108	21,774	10,901	-	-	76,208	64,576
31	TAP - Transportation Mgt. Area	480	400	480	479	480	480	480	480	480	480	960	733	-	-	3,358	3,051
32	STBG - Local Rural	14,683	11,258	14,646	18,010	14,538	11,304	14,430	12,329	14,322	12,504	43,431	43,431	-	-	116,049	108,837
33	Bridge, Local	5,447	5,293	5,447	3,555	5,447	7,514	5,447	4,143	5,447	5,320	23,335	23,335	-	-	50,570	49,159
34	Bridge, Off System	4,085	7,014	4,085	2,612	4,085	5,251	4,085	7,489	4,085	6,029	8,654	-	-	-	29,078	37,049
35	Safety - Local	8,904	8,904	8,904	8,904	8,904	8,904	8,904	8,905	8,905	8,904	8,905	17,634	8,905	8,905	62,330	71,059
36	Safety - Railroad Crossings	2,191	3,080	2,191	1,915	2,191	1,755	2,191	1,515	2,191	2,090	2,191	2,191	2,191	2,191	15,338	14,737
37	Hwy Local	55,507	55,749	55,470	55,363	55,362	54,793	55,255	54,602	55,147	54,764	139,249	139,477	11,096	11,096	427,086	425,843
38	LHTAC Programs	33,119	32,469	33,081	33,081	32,974	32,974	32,866	32,866	32,758	32,758	84,325	93,054	8,905	8,905	258,027	266,104
39	Hwy Federal Formula & State Funds	431,772	430,951	468,177	477,531	475,857	494,072	468,297	472,617	467,527	486,494	537,248	538,674	409,261	405,655	3,258,139	3,305,997
40	High Priority (SAFETEA-LU)	-	-	-	-	-	-	-	-	-	-	-	-	-	-	-	-
41	High Priority (TEA-21)	18,426	18,426	-	-	-	-	-	-	-	-	-	-	-	-	18,426	18,426
42	Discretionary Earmarks	5,182	5,182	-	-	-	-	-	-	-	-	-	-	-	-	5,182	5,182
43	Emergency Relief	-	-	-	-	-	-	-	-	-	-	-	-	-	-	-	-
44	Federal Lands Access	13,898	11,027	13,898	17,110	13,898	18,482	13,898	17,699	13,898	1,686	-	-	-	-	69,490	66,004
45	Indian Reservation Roads	1,000	1,000	1,007	1,007	457	457	887	887	-	-	-	-	-	-	3,352	3,352
46	Other Federal Non-Formula	5,262	5,262	2,262	2,262	2,062	2,062	2,262	2,262	462	462	-	-	-	-	12,310	12,310
47	Hwy Other Federal Programs	43,768	40,897	17,167	20,379	16,417	21,001	17,047	20,848	14,360	2,148	-	-	-	-	108,760	105,274
48	Federal Non-Participating	-	-	-	-	-	-	-	-	-	-	-	-	-	-	-	-
49	Local/Private Partnership	8,170	8,170	448	448	1,964	1,964	380	380	1,835	1,835	-	-	780	780	13,577	13,577
50	Hwy Other Programs	8,170	8,170	448	448	1,964	1,964	380	380	1,835	1,835	-	-	780	780	13,577	13,577
51	GARVEE 2017 Legislative Authorization¹	78,697	78,697	-	-	-	-	-	-	-	-	-	-	-	-	78,697	78,697
52	Highways Total	562,407	558,715	485,792	498,359	494,239	517,040	485,724	493,845	483,722	490,477	537,248	538,674	410,041	406,435	3,459,172	3,503,544
53	Capital	16,925	16,925	16,730	16,730	16,163	16,163	16,420	16,420	15,823	15,823	8,393	8,393	-	-	90,454	90,454
54	Operations	55,020	55,020	27,792	27,792	27,862	27,862	27,900	27,900	27,918	27,918	2,624	2,624	-	-	169,116	169,116
55	Public Transit Total	71,945	71,945	44,522	44,522	44,025	44,025	44,320	44,320	43,741	43,741	11,017	11,017	-	-	259,570	259,570
56	New Airport Facility	5,444	5,444	13,559	5,308	5,308	5,308	9,212	7,711	7,711	15,000	150	150	150	150	46,783	46,783
57	Airport Facility Maintenance	32,275	32,275	21,277	21,277	29,751	29,75										

Program Name Abbreviations Used in Program Sheets

<i>Abbreviation</i>	<i>Program Name</i>	<i>Abbreviation</i>	<i>Program Name</i>
APPR	Appropriation Earmarks	MET	Metro Planning
APT-MTNC	Airport Facility Maintenance	NP	Non-Participating
APT-NEW	New Airport Facility	NP (L)	Non-Participating (Local)
APT-PLAN	Airport Planning	OPS	System Support
AVI-SYS	Aviation System Planning	OTH-FA	Other Federal Aid
BR-DSCR	Bridge Discretionary	OTH-FA (L)	Other Federal Aid (Local)
BR-LOCAL	Bridge - Local	PAVE	Pavement Preservation
BR-OFF	Bridge - Off System	PLAN	Planning & Scoping
BR-PRESERVE	Bridge Preservation	PLHD	Public Lands
BR-RESTORE	Bridge Restoration	PLHD (L)	Public Lands (Local)
CC4I	Transportation Alternatives	RDSIDE	Roadside Items
CMAQ	Congestion Mitigation/Air Quality	RESTORE	Restoration
CMAQ (L)	Congestion Mitigation/Air Quality (Local)	SAFETY	Safety
CPCTY	Capacity	SAFETY (L)	Safety (Local)
DEMO	Demonstration	SPR	State Planning & Research
DEMO (L)	Demonstration (Local)	ST RRX	State Rail
EARLY	Early Development	STP-RURAL (L)	STP - Local Rural
ER-NOW	ER - Emergency Repair	STP-TMA	STP - Transportation Mgt Area
ER-NOW (L)	ER - Emergency Repair (Local)	STP-URBAN (L)	STP - Local Urban
ER-PERM	ER - Permanent Repair	STRATEGY	Strategic Initiatives
ER-PERM (L)	ER - Permanent Repair (Local)	OTHER ASSETS	Supporting Infrastructure Assets
EXTRNL	External to ITD Financials	TAP-TMA	Transportation Alternatives - TMA
FED RRX	STP - Rail (Protection)	TCSP	TCSP
FED RRX (L)	STP. - Rail (Protection) (Local)	TIGER	TIGER
FLAP	Federal Lands Access Program	TRAFFIC	Traffic Operations
FLAP (L)	Federal Lands Access Program (Local)	TRAILS	Recreational Trails
FREIGHT	Formula Freight Program	TRNS-CAP	Capital
HIPRI	High Priority SAFETEA-LU	TRNS-OPS	Operations
UNALLOC	State Unallocated		
LP-ST	Local Participation		
MAJOR	Significant Projects Program		

Fund Source Abbreviations Used in Program Sheets

<i>Abbreviation</i>	<i>Fund Source Name</i>	<i>Abbreviation</i>	<i>Fund Source Name</i>
112	Section 112 (FY06 Appr Bill)	FREIGHT	Formula Freight
115	Section 115 (FY04 Appr Bill)	GA-APT	General Aviation Airport
117	Section 117 (FY05 Appr Bill)	HFL	Highways for Life
129	Section 129 (FY08 Appr Bill)	HIPRI	High Priority SAFETEA-LU
330	Section 330 Discretionary	HIPRI	High Priority TEA-21
378	Section 378 Funding (Utah Border)	HSIP	Safety
5303	5303 - Metropolitan Planning	HSIP (L)	Safety (Local)
5304	5304 - Statewide Planning	IM	Interstate Maintenance
5309	5309 - Bus and Bus Facility Grants	IM-DISCR	Interstate Maintenance Discretionary*
5311	5311 - Rural Area Formula Program	IRR	Indian Reservation Roads
5312	5312 - National Research Program	LPT	Local Participating
5320	5320 - Alt. Trans. in Parks and Public Lands	LTAP	LTAP - T2 Center
5505	5505 - University Transportation Centers	MET	Metro Planning
5307 L Urb	5307 - Large Urbanized Area Formula Grants	NH	National Highway System
5307 S Urb	5307 - Small Urbanized Area Formula Grants	NP	Non-Participating
5309(d)	5309(d) - Capital Investment Grants "New Starts"	OTH-FED	Other Federal Non-Formula
5310 L Urb	5310 - Pop>200K Transport for Elderly&Disabled	PLHD	Public Lands Highways Discretionary*
5310 R Urb	5310 - Pop<50K Transport for Elderly&Disabled	PR-APT	Primary Service Airport
5310 S Urb	5310 - Pop<200K Transport for Elderly&Disabled	PRIV	Private Funds
5311(b)(2)	5311(b)(3) - Rural Transit Assistance	PU-APT	Public Use Airports
5311(c)	5311(c) - Public Trans. On Indian Reservations	SB	Scenic Byways Discretionary*
5311(f)	5311(f) - Intercity Bus	SF	Other State Categories
5313(a)(2)	5313(a)(2) - Transit Cooperative Research Program	SPR	State Planning & Research
5339 L Urb	5339 - Large Urban State of Good Repair for Bus	SR2S	Safe Routes to School
5339 Rural	5339 - Rural State of Good Repair for Bus	ST	State
5339 S Urb	5339 - Small Urban State of Good Repair for Bus	ST2	State (HB312)
BR-DISCR	Bridge Discretionary*	STB	State Unallocated
BR-LOC	Bridge - Local	STP	STP - State Highway
BR-OFF	Bridge - Off System	STP-RURAL	STP - Local Rural
BR-STATE	Bridge - State	STP-TMA	STP - Transportation Management Area
CA-APT	Community Access Airport	STP-U	STP - Local Urban
CBI	Corridor Border Infrastructure Discretionary*	STSI	State Strategic Initiatives
CIG TAX	Cigarette Tax	STX	State Rail-Highway Safety
CMAQ	Congestion Mitigation / Air Quality	TAP-RURAL	Transportation Alternatives - Rural
DEMO	Demonstration Projects ISTE A	TAP-TMA	Transportation Alternatives - TMA
TIGER	TIGER	TAP-URBAN	Transportation Alternatives - Urban
FED RRX	Federal Rail Highway Crossings	TCSP	TCSP Discretionary*
FLAP	Federal Lands Access Program	TECM	Transportation Expansion & Congestion Mitigation
		TRAILS	Recreational Trails



District 5 Highways Project List

SUBJECT TO REVISION DUE TO REASONS SUCH AS FUNDING, OBLIGATION LIMITATION, PROJECT SCOPE, COST, AND POLICY/REGULATION/RULE CHANGES

Route, Location		District	Scheduled Costs (Dollars in Thousands with Match)										Lifetime Direct Costs All Programs			Notes
Key No.	Mileposts	Work, Detail	Ph	2021	2022	2023	2024	2025	2026	2027	PREL	Total	Federal	Match		
Sponsor	Program	Fund	See AvP for dollar units													
NHS-7341, CENTER ST RR BR UPASS, POCATELLO	5	CN	-	-	-	-	4,584	-	-	-	-	4,584	4,248	336	1	
12098	MP 299.119 - 299.208	RESRF/RESTO&REHAB, Pavement Re	PE	-	-	-	-	-	-	-	-	1,037	961	76	P	
POCATELLO	STP-URBAN (L)	STP-U	RW	-	-	-	-	-	-	-	-	-	-	-		
This project will replace the pavement on the underpass of the Center St. Railroad Bridge and provide improvements to retaining wall; including a pedestrian bridge over W. Center Street.																
SMA-7031, INT HAWTHORNE & W QUINN RDS, CHUBBUCK	5	CN	-	-	-	3,494	-	-	-	-	-	3,994	3,701	293	1	
12099	MP 1.063 - 1.067	SAFTY/TRAF OPER, Intersection Improv	PE	-	-	-	-	-	-	-	-	560	519	41		
POCATELLO	STP-URBAN (L)	STP-U	RW	-	-	-	-	-	-	-	-	450	417	33		
The Intersection of Hawthorne and Quinn improves intersection operations by installation of a traffic signal. The project reduces congestion during peak periods.																
I 15, E ALAMEDA RD & YELLOWSTONE AVE, BANNOCK CO	5	CN	-	550	-	-	-	-	-	-	-	550	-	550	1	
19053	MP 4.206 - 4.459	SAFTY/TRAF OPER, Turn Bay	PE	-	-	-	-	-	-	-	-	273	-	273	P	
STATE OF IDAHO (ITD)	CPCTY	ST	RW	-	-	-	-	-	-	-	-	-	-	-	W	
This project will improve safety and capacity at the intersection of East Alameda Rd. and Yellowstone Ave. in Pocatello. This project will create a center median from East Cedar St. to East Alameda St.																
SMA-7607, S FISHER AVE; E WALKER ST TO ALICE ST, BLACK	5	CN	-	-	-	-	-	-	-	-	2,328	2,328	2,157	171		
19247	MP 100.150 - 100.850	RECONST/REALIGN, Base/Sub-base W	PE	-	-	-	-	-	-	-	-	290	269	21		
BLACKFOOT	STP-URBAN (L)	STP-U	RW	-	-	-	-	-	-	-	-	-	-	-		
This project will provide a pavement rehabilitation to Fisher Street from Walker St. to Alice St. in Blackfoot. This project will reconstruct the curb, gutters, pavement and draining systems on Fisher Street. Fisher St. will receive a full depth reconstruction from Alice Street to Walker Street. The project will lay a new sub base, road base, asphalt, and chip seal on the road. To eliminate storm water flooding, a new draining system will be put along the entire length of the project.																
US 91, SHELLEY NCL TO YORK RD, PH2	5	CN	5,300	5,500	-	-	-	-	-	-	-	10,800	10,007	793		
19376	MP 118.700 - 122.880	MAJRWDN, Base/Sub-base Work & Re	PE	-	-	-	-	-	-	-	-	210	195	15		
STATE OF IDAHO (ITD)	CPCTY	STP	RW	-	-	-	-	-	-	-	-	-	-	-		
This project will improve roadway capacity, improve transportation safety, and update substandard roadway features on Hwy-91 between Shelley, Idaho (milepost 118.7) to York Rd. (Milepost 122.8). The improvements for the existing roadway will consist of: reconstructing intersections, increasing shoulder widths, adding additional lanes, adding a median for left turning movements, and replacing the Snake River Valley Canal Bridge.																
STATE, FY21 POWER CO PAVEMENT PRESERVATION	5	CN	3,416	-	-	-	-	-	-	-	-	3,416	3,165	251		
19603	MP 0.000 - 0.000	RESRF/RESTO&REHAB, Pavement Re	PE	-	-	-	-	-	-	-	-	5	5	-		
STATE OF IDAHO (ITD)	PAVE	STP	RW	-	-	-	-	-	-	-	-	-	-	-	G	
This project will rehabilitate and resurface pavement at various locations throughout the district. This will be accomplished through pavement rehabilitation techniques and resurfacing.																
I 86B, INT POCATELLO AVE, POWER CO	5	CN	-	2,475	-	-	-	-	-	-	-	2,475	2,293	182		
19605	MP 4.080 - 4.080	SAFTY/TRAF OPER, Intersection Improv	PE	-	-	-	-	-	-	-	-	507	470	37		
STATE OF IDAHO (ITD)	CPCTY	STP	RW	-	-	-	-	-	-	-	-	350	93	257		



District 5 Highways Project List

Group: Highway Projects (System)
Sort: STIP

SUBJECT TO REVISION DUE TO REASONS SUCH AS FUNDING, OBLIGATION LIMITATION, PROJECT SCOPE, COST, AND POLICY/REGULATION/RULE CHANGES

Route, Location		District	Scheduled Costs (Dollars in Thousands with Match)										Lifetime Direct Costs All Programs			Notes
Key No.	Mileposts	Work, Detail	Ph	2021	2022	2023	2024	2025	2026	2027	PREL	Total	Federal	Match	Notes	
Sponsor	Program	Fund	See AvP for dollar units													
This project will improve safety at the intersection of the I-86 Business Loop and Pocatello Ave in American Falls. This will enhance safety by improving the traffic flow and increasing the mobility of the roadway.																
STC-1705, BANNOCK ST, MALAD CITY	5	CN	-	-	-	-	2,203	-	-	-	-	2,203	2,041	162		
19622	MP 0.000 - 0.710	RECONST/REALIGN, Undetermined Sur	PE	-	-	-	-	-	-	-	-	553	512	41		
MALAD CITY	STP-RURAL (L)	STP-RURAL	RW	-	-	-	-	-	-	-	-	-	-	-		
This project will reconstruct approximately 0.7 miles of Bannock Street, which runs through the center of Malad city. Routine maintenance has kept the roadway drivable, but the heavy truck traffic along the route has deteriorated the pavement section. A major water system upgrade in the recent past has left this route with many utilities patches. The roadway needs a complete reconstruction to re-establish a proper pavement section.																
I 15, FY21b D5 BRIDGE REPAIR, ONEIDA/BANNOCK COS	5	CN	2,991	-	-	-	-	-	-	-	-	2,991	2,771	220		
19730	MP 0.000 - 0.000	BR/APPRS, Incidental Repairs	PE	-	-	-	-	-	-	-	-	85	79	6	B	
STATE OF IDAHO (ITD)	BR-PRESERVE	STP	RW	-	-	-	-	-	-	-	-	-	-	-	W G	
This project will provide bridge deck preservation and preventative maintenance to the bridges, bridge approaches and guardrail in various locations throughout District 5.																
STC-1809, DINGLE E SHORE; BEACH TO CEMETERY, BEAR LA	5	CN	-	-	-	-	-	-	-	3,276	-	3,276	3,036	240		
19838	MP 9.780 - 12.280	RESRF/RESTO&REHAB, Base/Sub-bas	PE	-	-	-	-	-	-	-	-	408	378	30		
BEAR LAKE COUNTY	STP-RURAL (L)	STP-RURAL	RW	-	-	-	-	-	-	-	-	-	-	-		
This project is located in Bear Lake County and includes Roadway reconstruction/rehabilitation with safety improvements by upgrading existing facilities with new pavement construction and other improvements.																
I 15, ARIMO RD IC# 40, BANNOCK CO	5	CN	-	-	5,202	4,162	-	-	-	-	-	9,364	8,640	724	2	
19849	MP 40.425 - 40.426	BR/APPRS, Bridge Replacement	PE	-	-	-	-	-	-	-	-	550	507	43	B	
STATE OF IDAHO (ITD)	BR-RESTORE	IM	RW	-	-	-	-	-	-	-	-	-	-	-	W	
This project will replace the Arimo Road Interchange (#40) Bridge on I-15 in Bannock County.																
OFFSYS, PARK ST UPRR RR, INKOM	5	CN	-	200	-	-	-	-	-	-	-	200	180	20		
19930	MP 0.000 - 0.000	SAFTY/TRAF OPER, Railroad Gates	PE	-	-	-	-	-	-	-	-	-	-	-		
INKOM	RAIL	FED RRX	RW	-	-	-	-	-	-	-	-	-	-	-		
Add crossing gates.																
LOCAL, FY21 BTPO METRO PLANNING	5	CN	-	-	-	-	-	-	-	-	-	-	-	-	-1	
19952	MP 0.000 - 0.000	PLAN/STUDY, Planning/Transportation	PE	167	-	-	-	-	-	-	-	167	155	12		
BANNOCK PLANNING ORGA	MET	MET	RW	-	-	-	-	-	-	-	-	-	-	-		
Metropolitan planning organization (MPO) planning funds from the Federal Highway Administration and Federal Transit Administration which are included in the Unified Planning and Work Program. The projects provide transportation planning services to region.																
I 15, FORT HALL IC# 80, BANNOCK CO	5	CN	-	11,220	7,140	-	-	-	-	-	-	18,360	16,941	1,419	2	
20083	MP 79.821 - 80.123	BR/APPRS, Bridge Replacement	PE	-	-	-	-	-	-	-	-	640	591	49	B	
STATE OF IDAHO (ITD)	BR-RESTORE	IM	RW	-	-	-	-	-	-	-	-	-	-	-	W	



District 5 Highways Project List

SUBJECT TO REVISION DUE TO REASONS SUCH AS FUNDING, OBLIGATION LIMITATION, PROJECT SCOPE, COST, AND POLICY/REGULATION/RULE CHANGES

Route, Location		District	Scheduled Costs (Dollars in Thousands with Match)										Lifetime Direct Costs All Programs			Notes
Key No.	Mileposts	Work, Detail	Ph	2021	2022	2023	2024	2025	2026	2027	PREL	Total	Federal	Match		
Sponsor	Program	Fund	See AvP for dollar units													
This project includes bridge replacements for I-15 Exit #80 (mile point 79.9) Overhead Bridge including new ramps, Town Lateral Canal Bridge under I-15 (mile point 80.14), and Ross Fork Creek Bridges under the Exit #80 ramps and I-15 (mile point 79.8) It will also include redesigning the roads that are directly adjacent to the bridges to fit the new geometric design of the ramps and bridges as necessary.																
STATE, FY21 D5 REVEGETATION			5	CN	105	-	-	-	-	-	-	117	-	117		
20115	MP 0.000 - 0.000	ENV PRESV, Environmental		PE	(48)	-	-	-	-	-	-	2	-	2		
STATE OF IDAHO (ITD)	RDSIDE	ST		RW	-	-	-	-	-	-	-	-	-	-	M	
STATE, FY21 D5 REVEGETATION			5	CN	12	-	-	-	-	-	-	117	-	117		
20115	MP 0.000 - 0.000	ENV PRESV, Environmental		PE	-	-	-	-	-	-	-	2	-	2		
STATE OF IDAHO (ITD)	OTHER ASSETS	ST		RW	-	-	-	-	-	-	-	-	-	-	M	
This project will help vegetate areas disturbed by construction following the completion of work.																
SMA-7601, RICH LN UPRR RRX, BLACKFOOT			5	CN	-	-	200	-	-	-	-	200	180	20		
20128	MP 0.028 - 0.028	SAFTY/TRAF OPER, Railroad Gates		PE	-	10	-	-	-	-	-	10	9	1		
BLACKFOOT	RAIL	FED RRX		RW	-	-	-	-	-	-	-	-	-	-		
Add crossing gates.																
I 15, FY21 D5 BRIDGE REPAIR			5	CN	3,281	-	-	-	-	-	-	3,321	-	3,321		
20142	MP 0.000 - 0.000	BR/APPRS, Incidental Repairs		PE	-	-	-	-	-	-	-	175	162	13	B	
STATE OF IDAHO (ITD)	BR-PRESERVE	ST2		RW	-	-	-	-	-	-	-	-	-	-	W G	
This project will provide bridge deck preservation and preventative maintenance to the bridges, bridge approaches and guardrail in various locations throughout District 5.																
I 15, UPRR INKOM OPASS, BANNOCK CO			5	CN	-	-	-	11,040	10,000	-	-	21,040	19,414	1,626	2	
20186	MP 55.913 - 55.914	BR/APPRS, Bridge Replacement		PE	-	-	-	-	-	-	-	610	563	47	B	
STATE OF IDAHO (ITD)	BR-RESTORE	IM		RW	-	-	-	-	-	-	-	-	-	-	W G	
This project intends to replace the UPRR Inkom Overpass bridge in Bannock County on Interstate 15.																
I 15, INKOM SOUTH IC TO PORTNEUF IC, BANNOCK CO			5	CN	-	-	8,160	6,718	-	-	-	14,878	13,728	1,150		
20229	MP 56.400 - 62.500	RESRF/RESTO&REHAB, Pavement Re		PE	-	-	-	-	-	-	-	200	185	15	P	
STATE OF IDAHO (ITD)	RESTORE	IM		RW	-	-	-	-	-	-	-	-	-	-	W G	
This project will be a mill and inlay. It will improve pavement conditions on I-15 between mile points 56.4 and 62.5 by performing an asphalt replacement. This will address the aging pavement, thereby creating a stable and smooth driving surface.																
I-15, FY23 E BINGHAM CO PAVEMENT PRESERVATION			5	CN	-	-	928	-	-	-	-	3,050	2,826	224		
20415	MP 90.250 - 111.900	PM, Seal Coat		PE	-	-	-	-	-	-	-	5	5	-		
STATE OF IDAHO (ITD)	PAVE	STP		RW	-	-	-	-	-	-	-	-	-	-	M W G	
I-15, FY23 E BINGHAM CO PAVEMENT PRESERVATION			5	CN	-	-	2,122	-	-	-	-	3,050	2,826	224		
20415	MP 90.250 - 111.900	PM, Seal Coat		PE	-	-	-	-	-	-	-	5	5	-		
STATE OF IDAHO (ITD)	PAVE	STP		RW	-	-	-	-	-	-	-	-	-	-	M W G	



District 5 Highways Project List

Group: Highway Projects (System)
Sort: STIP

SUBJECT TO REVISION DUE TO REASONS SUCH AS FUNDING, OBLIGATION LIMITATION, PROJECT SCOPE, COST, AND POLICY/REGULATION/RULE CHANGES

Route, Location		District	Scheduled Costs (Dollars in Thousands with Match)										Lifetime Direct Costs All Programs			Notes
Key No.	Mileposts	Work, Detail	Ph	2021	2022	2023	2024	2025	2026	2027	PREL	Total	Federal	Match		
Sponsor	Program	Fund														
This project will place a seal coat on various roads in eastern Bingham Co. The seal coat extends pavement life by stopping water from penetrating the roadway. It also enhances safety by increasing skid resistance.																
STATE, FY21 D5 MONUMENT PRESERVATION	5	CN	-	-	-	-	-	-	-	-	-	-	-	-		
20419	MP 0.000 - 0.000	ENV PRESV, Environmental	PE	160	-	-	-	-	-	-	-	160	148	12		
STATE OF IDAHO (ITD)	RDSIDE	STP	RW	-	-	-	-	-	-	-	-	-	-	-		
This project will hire a Professional Land Surveyor to preserve section corner and property corner markers during active construction projects.																
SH 39, THOMAS TO COLLINS SIDING RD, BLACKFOOT	5	CN	-	-	-	-	-	2,200	-	-	-	2,200	2,039	161		
20424	MP 51.451 - 52.698	MAJRWIDN, Turn Bay	PE	-	190	-	-	-	-	-	-	590	547	43	P R	
STATE OF IDAHO (ITD)	SAFETY	HSIP	RW	-	-	-	-	-	-	-	-	-	-	-		
This project will involve the addition of a two way left turn lane, with a possible roundabout at the intersection of SH-39 and Collins Siding Road.																
LOCAL, FY22 BTPO METRO PLANNING	5	CN	-	-	-	-	-	-	-	-	-	-	-	-	1	
20432	MP 0.000 - 0.000	PLAN/STUDY, Planning/Transportation	PE	-	167	-	-	-	-	-	-	167	155	12		
BANNOCK PLANNING ORGA	MET	MET	RW	-	-	-	-	-	-	-	-	-	-	-		
Metropolitan planning organization (MPO) planning funds from the Federal Highway Administration and Federal Transit Administration which are included in the Unified Planning and Work Program. The projects provide transportation planning services to region.																
US 30, D5 WILDLIFE FENCE	5	CN	-	-	1,226	-	-	-	-	-	-	1,226	1,131	95		
20437	MP 371.770 - 375.958	ENV PRESV, Wildlife/Game Crossings	PE	-	-	-	-	-	-	-	-	60	55	5		
STATE OF IDAHO (ITD)	OTHER ASSETS	NH	RW	-	-	-	-	-	-	-	-	-	-	-		
This project will allow for the installation of wildlife fencing along US-30.																
US 91, BLACKFOOT CANAL, BINGHAM CO	5	CN	-	-	-	1,769	-	-	-	-	-	1,769	1,639	130		
20447	MP 113.255 - 113.255	BR/APPRS, Bridge Replacement	PE	-	-	-	-	-	-	-	-	450	417	33		
STATE OF IDAHO (ITD)	BR-RESTORE	STP	RW	-	-	-	-	-	-	-	-	-	-	-	G	
This project will replace the Blackfoot Canal Bridge on US-91 at milepost 113.255. It was originally built in 1951.																
STATE, FY22 D5 PLANNING & SCOPING	5	CN	-	-	-	-	-	-	-	-	-	-	-	-		
20449	MP 0.000 - 0.000	PLAN/STUDY, Planning	PE	-	250	-	-	-	-	-	-	250	232	18		
STATE OF IDAHO (ITD)	PLAN	STP	RW	-	-	-	-	-	-	-	-	-	-	-	G	
This project provides funds to create project charters to better define project scope, schedule and budget before the project is recommended for inclusion in the Idaho Transportation Improvement Program.																
SH 39, STERLING N RD TO RRX, BINGHAM CO	5	CN	-	8,171	-	-	-	-	-	-	-	8,171	7,572	599		
20455	MP 30.000 - 35.500	RESRF/RESTO&REHAB, Pavement Re	PE	-	-	-	-	-	-	-	-	340	315	25		
STATE OF IDAHO (ITD)	RESTORE	STP	RW	-	-	-	-	-	-	-	-	-	-	-	G	
This project is a pavement rehabilitation aimed at replacing the ballast and some sub-grade material to reduce the potential for frost heaves.																



District 5 Highways Project List

Group: Highway Projects (System)
Sort: STIP

SUBJECT TO REVISION DUE TO REASONS SUCH AS FUNDING, OBLIGATION LIMITATION, PROJECT SCOPE, COST, AND POLICY/REGULATION/RULE CHANGES

Route, Location		District	Scheduled Costs (Dollars in Thousands with Match)										Lifetime Direct Costs All Programs			Notes	
Key No.	Mileposts	Work, Detail	Ph	2021	2022	2023	2024	2025	2026	2027	PREL	Total	Federal	Match			
Sponsor	Program	Fund		See AvP for dollar units													
20457	SH 34, TINCUP CR BR RESTORATION MP 106.8, CARIBOU CO MP 106.818 - 106.818	BR/APPRS, Bridge Replacement	CN	2,317	-	-	-	-	-	-	-	2,317	-	2,317	G		
			PE	-	-	-	-	-	-	-	-	325	301	24			
			RW	-	-	-	-	-	-	-	-	-	-	-			
This project intends to replace the structurally deficient Tin Cup bridge on SH-34 in Caribou County.																	
20481	US 26, MORELAND RD TO MP 303.5, BLACKFOOT MP 301.538 - 303.500	MAJRWDN, Turn Bay	CN	-	-	7,480	-	-	-	-	-	7,480	6,931	549	P R		
			PE	-	-	-	-	-	-	-	-	200	185	15			
			RW	-	-	-	-	-	-	-	-	-	-	-			
The scope of this project will be to construct three additional lanes on US-26 to create a four-lane highway with a two-way left turn lane.																	
20515	STATE, FY22 D5 MONUMENT PRESERVATION MP 0.000 - 0.000	ENV PRESV, Environmental	CN	-	-	-	-	-	-	-	-	-	-	-			
			PE	-	160	-	-	-	-	-	-	-	160	148		12	
			RW	-	-	-	-	-	-	-	-	-	-	-			
This project will hire a Professional Land Surveyor to preserve section corner and property corner markers during active construction projects.																	
20547	I 15, MAIN ST GS NBL & SBL, INKOM MP 57.172 - 57.173	BR/APPRS, Bridge Replacement	CN	-	-	-	-	6,344	5,100	-	-	11,444	10,559	885	2 B W G		
			PE	-	-	-	-	-	-	-	-	1,000	923	77			
			RW	-	-	-	-	-	-	-	-	-	-	-			
This project will replace both the Northbound and Southbound structures on I-15 over Main Street in Inkom at milepost 57.172. They were originally built in 1962.																	
20577	STATE, FY21 D5 PLANNING & SCOPING MP 0.000 - 0.000	PLAN/STUDY, Planning	CN	-	-	-	-	-	-	-	-	-	-	-	G		
			PE	250	-	-	-	-	-	-	-	-	250	-		250	
			RW	-	-	-	-	-	-	-	-	-	-	-			
This project provides funds to create project charters to better define project scope, schedule and budget before the project is recommended for inclusion in the Idaho Transportation Improvement Program.																	
20589	STATE, I-86/I-15 SYSTEM IC, POCATELLO MP 0.000 - 0.000	BR/APPRS, Interchange Modification	CN	-	-	34,390	35,000	30,000	-	-	-	99,390	91,707	7,683	1 2 B		
			PE	50	-	-	-	-	-	-	-	-	2,111	1,948		163	
			RW	-	-	-	-	-	-	-	-	-	-	-			
The purpose of this project is to establish a concept for the improvement of the I-86/I-15 IC complex. The Key #9000 project established a preliminary design study, IMR, and environmental clearance for this interchange. The intent of this project is to revisit Key 9000 geometry and revise and update to establish the final concept and scope of work for an FY22 project. It is estimated that \$100,000,000 will be needed for CN for this project paid out over FY22 and FY23. As many as 5 bridges will be addressed with this project.																	
20590	US 26, PUZZLE TO MP 283, BINGHAM/BUTTE COS MP 272.000 - 284.200	RECONST/REALIGN, Resurfacing	CN	6,989	-	-	-	-	-	-	-	8,239	-	8,239	P G		
			PE	-	-	-	-	-	-	-	-	60	56	4			
			RW	-	-	-	-	-	-	-	-	-	-	-			
This project on US-26 will be a Cement Recycled Asphalt Base Stabilization (CRABS) overlaid with Hot Mix Asphalt (HMA). This will involve a grade change and shoulder work.																	



District 5 Highways Project List

Group: Highway Projects (System)
Sort: STIP

SUBJECT TO REVISION DUE TO REASONS SUCH AS FUNDING, OBLIGATION LIMITATION, PROJECT SCOPE, COST, AND POLICY/REGULATION/RULE CHANGES

Route, Location				District	Scheduled Costs (Dollars in Thousands with Match)										Lifetime Direct Costs All Programs			
Key No.	Mileposts	Work, Detail			Ph	2021	2022	2023	2024	2025	2026	2027	PREL	Total	Federal	Match	Notes	
Sponsor		Program	Fund															
STATE, FY23 BLACKFOOT SIGNAL UPGRADE				5	CN	-	2,335	-	-	-	-	-	-	2,335	2,163	172		
20595	MP 0.000 - 0.000	SAFTY/TRAF OPER, Traffic Signals			PE	-	-	-	-	-	-	-	-	250	232	18		
STATE OF IDAHO (ITD)		TRAFFIC	STP		RW	-	-	-	-	-	-	-	-	-	-	-		
This project will include the installation of a new signal cabinet, mast arms, and will upgrade the signals to modern equipment on the ITD system throughout Blackfoot.																		
STATE, FY22 W BINGHAM CO PAVEMENT PRESERVATION				5	CN	-	1,825	-	-	-	-	-	-	4,266	3,953	313		
20597	MP 0.000 - 0.000	PM, Seal Coat			PE	-	-	-	-	-	-	-	-	10	9	1		
STATE OF IDAHO (ITD)		PAVE	STP		RW	-	-	-	-	-	-	-	-	-	-	-	M G	
STATE, FY22 W BINGHAM CO PAVEMENT PRESERVATION				5	CN	-	2,441	-	-	-	-	-	-	4,266	3,953	313		
	MP 0.000 - 0.000	PM, Seal Coat			PE	-	-	-	-	-	-	-	-	10	9	1		
STATE OF IDAHO (ITD)		PAVE	STP		RW	-	-	-	-	-	-	-	-	-	-	-	M G	
This project will rehabilitate and resurface pavement at various locations throughout Bingham County. This will be accomplished through pavement rehabilitation techniques and resurfacing.																		
SH 39, WASTEWAY CANAL, POWER CO				5	CN	-	-	-	936	-	-	-	-	936	868	68		
20609	MP 6.905 - 6.905	BR/APPRS, Bridge Replacement			PE	-	-	-	-	-	-	-	-	300	278	22		
STATE OF IDAHO (ITD)		BR-RESTORE	STP		RW	-	-	-	-	-	-	-	-	-	-	-	G	
This project will replace the Wasteway Canal bridge on SH-39 at milepost 6.905. It was originally built in 1930.																		
STATE, FY23 D5 BRIDGE REPAIR				5	CN	-	-	2,456	-	-	-	-	-	2,456	2,276	180		
20636	MP 0.000 - 0.000	BR/APPRS, Bridge Deck Repair			PE	-	-	-	-	-	-	-	-	230	213	17	B	
STATE OF IDAHO (ITD)		BR-PRESERVE	STP		RW	-	-	-	-	-	-	-	-	-	-	-	G	
This project will provide bridge deck preservation and preventative maintenance to the bridges, bridge approaches and guardrail in various locations throughout District 5.																		
STATE, FY22 D5 BRIDGE REPAIR				5	CN	-	1,977	-	-	-	-	-	-	1,977	1,832	145		
20643	MP 0.000 - 0.000	BR/APPRS, Bridge Deck Repair			PE	-	-	-	-	-	-	-	-	220	204	16	B	
STATE OF IDAHO (ITD)		BR-PRESERVE	STP		RW	-	-	-	-	-	-	-	-	-	-	-	G	
This project will provide bridge deck preservation and preventative maintenance to the bridges, bridge approaches and guardrail in various locations throughout District 5.																		
I 15, ROSE IC TO N LAVA ROCKS, BINGHAM CO				5	CN	-	-	-	-	-	12,257	-	-	12,257	11,309	948		
20688	MP 97.992 - 104.202	RESRF/RESTO&REHAB, Resurfacing			PE	300	150	-	-	-	-	-	-	450	415	35	P	
STATE OF IDAHO (ITD)		RESTORE	IM		RW	-	-	-	-	-	-	-	-	-	-	-	W G	
This project is a pavement rehabilitation project designed to fix cracking and rutting and prolong the pavement lifecycle of I-15.																		
STATE, FY24 D5 BRIDGE REPAIR				5	CN	-	-	-	1,977	-	-	-	-	1,977	1,832	145		
20705	MP 0.000 - 0.000	BR/APPRS, Bridge Deck Repair			PE	-	-	-	-	-	-	-	-	230	213	17	B	
STATE OF IDAHO (ITD)		BR-PRESERVE	STP		RW	-	-	-	-	-	-	-	-	-	-	-	G	



District 5 Highways Project List

SUBJECT TO REVISION DUE TO REASONS SUCH AS FUNDING, OBLIGATION LIMITATION, PROJECT SCOPE, COST, AND POLICY/REGULATION/RULE CHANGES

Route, Location		District	Scheduled Costs (Dollars in Thousands with Match)										Lifetime Direct Costs All Programs			Notes
Key No.	Mileposts	Work, Detail	Ph	2021	2022	2023	2024	2025	2026	2027	PREL	Total	Federal	Match	Notes	
Sponsor	Program	Fund	See AvP for dollar units													
This project will provide bridge deck preservation and preventative maintenance to the bridges, bridge approaches and guardrail in various locations throughout District 5.																
STATE, FY23 D5 MONUMENT PRESERVATION	5	CN	-	-	-	-	-	-	-	-	-	-	-	-		
20733	MP 0.000 - 0.000	ENV PRESV, Environmental	PE	-	-	160	-	-	-	-	-	160	148	12		
STATE OF IDAHO (ITD)	RDSIDE	STP	RW	-	-	-	-	-	-	-	-	-	-	-		
This project will hire a Professional Land Surveyor to preserve section corner and property corner markers during active construction projects.																
I-15, FY25 ONEIDA CO PAVEMENT PRESERVATION	5	CN	-	-	-	-	1,061	-	-	-	-	3,465	3,210	255		
21815	MP 0.000 - 24.900	PM, Seal Coat	PE	13	12	-	-	-	-	-	-	50	46	4		
STATE OF IDAHO (ITD)	PAVE	STP	RW	-	-	-	-	-	-	-	-	-	-	-	M W G	
I-15, FY25 ONEIDA CO PAVEMENT PRESERVATION	5	CN	-	-	-	-	2,403	-	-	-	-	3,465	3,210	255		
	MP 0.000 - 24.900	PM, Seal Coat	PE	-	25	-	-	-	-	-	-	50	46	4		
STATE OF IDAHO (ITD)	PAVE	STP	RW	-	-	-	-	-	-	-	-	-	-	-	M W G	
Prolong the life and increase skid resistance of state highway pavements within Oneida Co. by applying a seal coat over existing road surfaces.																
I 15, CEDAR TO FLANDRO, POCATELLO	5	CN	2,384	-	-	-	-	-	-	-	-	2,424	-	2,424	1	
21827	MP 4.224 - 4.477	RESRF/RESTO&REHAB, Pavement Re	PE	(165)	-	-	-	-	-	-	-	35	-	35	P	
STATE OF IDAHO (ITD)	RESTORE	ST2	RW	-	-	-	-	-	-	-	-	-	-	-	W	
This project is a mill and inlay and should extend the life of the pavement on Yellowstone Avenue in Pocatello between Cedar and Flandro.																
SH 34, SODA SPRINGS TO CONDA, CARIBOU CO	5	CN	-	2,289	-	-	-	-	-	-	-	2,289	2,121	168		
21831	MP 59.250 - 63.500	RESRF/RESTO&REHAB, Pavement Re	PE	-	-	-	-	-	-	-	-	100	93	7		
STATE OF IDAHO (ITD)	RESTORE	STP	RW	-	-	-	-	-	-	-	-	-	-	-	G	
This project is a mill and inlay designed to extend the pavement lifecycle on SH-34 between mileposts 59.25 and 63.5.																
I 15B, McCAMMON IC TO OLD US-91	5	CN	-	-	-	-	1,717	-	-	-	-	1,717	1,591	126		
21832	MP 3.600 - 4.100	RESRF/RESTO&REHAB, Pavement Re	PE	-	-	-	-	-	-	-	-	150	139	11		
STATE OF IDAHO (ITD)	RESTORE	STP	RW	-	-	-	-	-	-	-	-	-	-	-	G	
This project is a restoration and resurfacing designed to extend the pavement lifecycle on I-15 Business Loop in McCammon between mileposts 0 and .494.																
STATE, FY25 D5 REVEGETATION	5	CN	-	-	-	-	112	-	-	-	-	112	104	8		
21833	MP 0.000 - 0.000	ENV PRESV, Environmental	PE	-	-	10	-	-	-	-	-	10	9	1		
STATE OF IDAHO (ITD)	OTHER ASSETS	STP	RW	-	-	-	-	-	-	-	-	-	-	-		
This project will help vegetate areas disturbed by construction following the completion of work.																
STATE, FY25 D5 MONUMENT PRESERVATION	5	CN	-	-	-	-	-	-	-	-	-	-	-	-		
21834	MP 0.000 - 0.000	ENV PRESV, Environmental	PE	-	-	-	-	160	-	-	-	160	148	12		
STATE OF IDAHO (ITD)	RDSIDE	STP	RW	-	-	-	-	-	-	-	-	-	-	-		
The goal of this project is to preserve right of way monuments damaged by roadway and associated construction.																



District 5 Highways Project List

SUBJECT TO REVISION DUE TO REASONS SUCH AS FUNDING, OBLIGATION LIMITATION, PROJECT SCOPE, COST, AND POLICY/REGULATION/RULE CHANGES


Route, Location		District	Scheduled Costs (Dollars in Thousands with Match)										Lifetime Direct Costs All Programs			Notes
Key No.	Mileposts	Work, Detail	Ph	2021	2022	2023	2024	2025	2026	2027	PREL	Total	Federal	Match		
Sponsor	Program	Fund	See AvP for dollar units													
STATE, FY25 D5 PLANNING & SCOPING																
21835	MP 0.000 - 0.000	PLAN/STUDY, Planning/Transportation	CN	-	-	-	-	250	-	-	-	-	-	-	-	
STATE OF IDAHO (ITD)	PLAN	STP	PE	-	-	-	-	-	-	-	-	250	232	18		
STATE OF IDAHO (ITD)	PLAN	STP	RW	-	-	-	-	-	-	-	-	-	-	-	G	
This project provides funds to create project charters to better define project scope, schedule and budget before the project is recommended for inclusion in the Idaho Transportation Improvement Program.																
STATE, FY24 D5 REVEGETATION																
21854	MP 0.000 - 0.000	ENV PRESV, Environmental	CN	-	-	-	112	-	-	-	-	112	104	8		
STATE OF IDAHO (ITD)	OTHER ASSETS	STP	PE	-	10	-	-	-	-	-	-	10	9	1		
STATE OF IDAHO (ITD)	OTHER ASSETS	STP	RW	-	-	-	-	-	-	-	-	-	-	-		
This project will help vegetate areas disturbed by construction following the completion of work.																
STATE, FY24 MONUMENT PRESERVATION																
21855	MP 0.000 - 0.000	ENV PRESV, Environmental	CN	-	-	-	-	-	-	-	-	-	-	-		
STATE OF IDAHO (ITD)	RDSIDE	STP	PE	-	-	-	160	-	-	-	-	160	148	12		
STATE OF IDAHO (ITD)	RDSIDE	STP	RW	-	-	-	-	-	-	-	-	-	-	-		
The goal of this project is to preserve right of way monuments damaged by roadway and associated construction.																
STATE, FY24 D5 PLANNING & SCOPING																
21856	MP 0.000 - 0.000	PLAN/STUDY, Planning/Transportation	CN	-	-	-	-	250	-	-	-	-	-	-		
STATE OF IDAHO (ITD)	PLAN	STP	PE	-	-	-	-	-	-	-	-	250	232	18		
STATE OF IDAHO (ITD)	PLAN	STP	RW	-	-	-	-	-	-	-	-	-	-	-	G	
This project provides funds to create project charters to better define project scope, schedule and budget before the project is recommended for inclusion in the Idaho Transportation Improvement Program.																
US 91, PARK LAWN TO SIPHON RD, CHUBBUCK																
21860	MP 81.138 - 81.552	MAJRWDN, Traffic Signals	CN	-	-	-	2,770	-	-	-	-	2,770	2,567	203	1	
STATE OF IDAHO (ITD)	CPCTY	NH	PE	-	-	-	-	-	-	-	-	400	371	29	P R	
STATE OF IDAHO (ITD)	CPCTY	NH	RW	2,000	-	-	-	-	-	-	-	2,000	1,853	147		
This project is a widening project that will provide additional capacity along Yellowstone Avenue between Park Lawn and Siphon. It will also allow for the addition of a traffic signal at the intersection of Yellowstone Avenue and Siphon Road.																
I 15, W INKOM IC NBL & SBL, BANNOCK CO																
21872	MP 57.685 - 57.905	NEW RTE, Interchanges	CN	-	-	-	-	5,100	5,916	-	-	11,016	10,164	852		
STATE OF IDAHO (ITD)	BR-RESTORE	IM	PE	300	25	-	-	-	-	-	-	475	438	37	B R	
STATE OF IDAHO (ITD)	BR-RESTORE	IM	RW	-	-	-	-	-	-	-	-	-	-	-	W G	
This project will be an Interchange Replacement on Interstate 15 in Inkom.																
STATE, FY25 D5 BRIDGE REPAIR																
21874	MP 0.000 - 0.000	BR/APPRS, Bridge Deck Repair	CN	-	-	-	-	1,938	-	-	-	1,938	1,796	142		
STATE OF IDAHO (ITD)	BR-PRESERVE	STP	PE	5	5	-	-	-	-	-	-	230	213	17	B	
STATE OF IDAHO (ITD)	BR-PRESERVE	STP	RW	-	-	-	-	-	-	-	-	-	-	-	G	
Bridge Repairs throughout the District.																
US 30, NOUNAN RD TO BENNINGTON, BEAR LAKE CO																
21895	MP 424.500 - 430.000	RESRF/RESTO&REHAB, CRABS	CN	-	-	-	-	4,921	-	-	-	4,921	4,560	361		
STATE OF IDAHO (ITD)	RESTORE	NH	PE	-	-	-	-	-	-	-	-	100	93	7	P	
STATE OF IDAHO (ITD)	RESTORE	NH	RW	-	-	-	-	-	-	-	-	-	-	-	G	



District 5 Highways Project List

SUBJECT TO REVISION DUE TO REASONS SUCH AS FUNDING, OBLIGATION LIMITATION, PROJECT SCOPE, COST, AND POLICY/REGULATION/RULE CHANGES

Route, Location		District	Scheduled Costs (Dollars in Thousands with Match)										Lifetime Direct Costs All Programs			Notes
Key No.	Mileposts	Work, Detail	Ph	2021	2022	2023	2024	2025	2026	2027	PREL	Total	Federal	Match	Notes	
Sponsor	Program	Fund	See AvP for dollar units													
This project is a Cement Recycled Asphalt Base Stabilization. The idea is to grind the existing highway down to the base and add cement thereby reinforcing the stability of the highway and enhancing the lifecycle of US-30 between mileposts 424.5 and 430.																
US 91, YELLOWSTONE AVE; BRENNEMAN TO KNUDSEN, CHUB	5	CN	-	-	-	-	121	-	-	-	-	121	112	9	1	
21911	MP 79.800 - 80.200	SAFTY/TRAF OPER, Covering Median	PE	-	-	-	-	-	-	-	-	95	88	7		
STATE OF IDAHO (ITD)	SAFETY	HSIP	RW	-	-	-	-	-	-	-	-	-	-	-		
This is a safety project with a scope of constructing a concrete median, thereby disallowing left hand turns across multiple lanes of traffic.																
STATE, FY22 D5 REVEGETATION	5	CN	-	107	-	-	-	-	-	-	-	107	99	8		
21942	MP 0.000 - 0.000	ENV PRESV, Environmental	PE	-	-	-	-	-	-	-	-	10	9	1		
STATE OF IDAHO (ITD)	OTHER ASSETS	STP	RW	-	-	-	-	-	-	-	-	-	-	-		
This project will help vegetate areas disturbed by construction following the completion of work.																
STATE, FY23 D5 REVEGETATION	5	CN	-	-	107	-	-	-	-	-	-	107	99	8		
21943	MP 0.000 - 0.000	ENV PRESV, Environmental	PE	10	-	-	-	-	-	-	-	10	9	1		
STATE OF IDAHO (ITD)	OTHER ASSETS	STP	RW	-	-	-	-	-	-	-	-	-	-	-		
This project will help vegetate areas disturbed by construction following the completion of work.																
STATE, FY23 D5 PLANNING & SCOPING	5	CN	-	-	-	-	-	-	-	-	-	-	-	-		
21948	MP 0.000 - 0.000	PLAN/STUDY, Planning/Transportation	PE	-	-	250	-	-	-	-	-	250	232	18		
STATE OF IDAHO (ITD)	PLAN	STP	RW	-	-	-	-	-	-	-	-	-	-	-	G	
This project provides funds to create project charters to better define project scope, schedule and budget before the project is recommended for inclusion in the Idaho Transportation Improvement Program.																
I 86, FY22 D5 BRIDGE REPAIRS ON I-86	5	CN	-	1,581	-	-	-	-	-	-	-	1,581	1,459	122		
21977	MP 0.000 - 0.000	BR/APPRS, Bridge Deck Repair	PE	5	-	-	-	-	-	-	-	260	241	19	B	
STATE OF IDAHO (ITD)	BR-PRESERVE	IM	RW	-	-	-	-	-	-	-	-	-	-	-	W G	
Address multiple bridges in District 5 with High Priority bridge maintenance repair needs.																
LOCAL, FY23 BTPO METRO PLANNING	5	CN	-	-	-	-	-	-	-	-	-	-	-	-	-1	
22109	MP 0.000 - 0.000	PLAN/STUDY, Planning/Transportation	PE	-	-	167	-	-	-	-	-	167	155	12		
BANNOCK PLANNING ORGA	MET	MET	RW	-	-	-	-	-	-	-	-	-	-	-		
Metropolitan planning organization (MPO) planning funds from the Federal Highway Administration and Federal Transit Administration which are included in the Unified Planning and Work Program. The projects provide transportation planning services to region.																
US 30, ROCKY POINT WILDLIFE XING, BEAR LAKE CO	5	CN	-	-	-	-	1,500	-	-	-	-	7,550	-	7,550		
22162	MP 442.000 - 448.000	ENV PRESV, Wildlife/Game Crossings	PE	-	-	-	-	-	-	-	-	260	-	260		
STATE OF IDAHO (ITD)	LP-ST	LPT	RW	-	-	-	-	-	-	-	-	-	-	-	M	
US 30, ROCKY POINT WILDLIFE XING, BEAR LAKE CO	5	CN	-	-	-	-	6,050	-	-	-	-	7,550	-	7,550		
22162	MP 442.000 - 448.000	ENV PRESV, Wildlife/Game Crossings	PE	-	-	-	-	-	-	-	-	260	-	260		
STATE OF IDAHO (ITD)	SAFETY	ST	RW	-	-	-	-	-	-	-	-	-	-	-	M	



District 5 Highways Project List

Group: Highway Projects (System)
Sort: STIP

SUBJECT TO REVISION DUE TO REASONS SUCH AS FUNDING, OBLIGATION LIMITATION, PROJECT SCOPE, COST, AND POLICY/REGULATION/RULE CHANGES

Route, Location		District	Scheduled Costs (Dollars in Thousands with Match)										Lifetime Direct Costs All Programs				
Key No.	Mileposts	Work, Detail		2021	2022	2023	2024	2025	2026	2027	PREL	Total	Federal	Match	Notes		
Sponsor	Program	Fund	Ph	See AvP for dollar units													
Add fencing and deer under crossings to mitigate deer/vehicle collisions at this location. The deer migration has resulted in approximately 100 deer/vehicle collisions annually.																	
US-30, FY26 CARIBOU CO PAVEMENT PRESERVATION	5	CN	-	-	-	-	-	4,355	-	-	-	5,794	5,368	426			
22186	MP 375.830 - 413.100	PM, Seal Coat	PE	-	20	-	-	-	-	-	-	20	19	1			
STATE OF IDAHO (ITD)	PAVE	STP	RW	-	-	-	-	-	-	-	-	-	-	-	M G		
US-30, FY26 CARIBOU CO PAVEMENT PRESERVATION	5	CN	-	-	-	-	-	1,438	-	-	-	5,794	5,368	426			
22186	MP 375.830 - 413.100	PM, Seal Coat	PE	-	-	-	-	-	-	-	-	20	19	1			
STATE OF IDAHO (ITD)	PAVE	STP	RW	-	-	-	-	-	-	-	-	-	-	-	M G		
This is a preventative maintenance project designed to extend the pavement lifecycle of highways in Caribou County.																	
I 15, IC #89 TO IC #93, BINGHAM CO	5	CN	-	-	-	-	-	12,566	-	-	-	12,566	11,595	971			
22187	MP 88.728 - 92.748	RESRF/RESTO&REHAB, Pavement Re	PE	610	560	-	-	-	-	-	-	1,170	1,080	90	P		
STATE OF IDAHO (ITD)	RESTORE	IM	RW	-	-	-	-	-	-	-	-	-	-	-	W G		
This is a full depth mill and inlay, designed to extend the pavement lifecycle of Interstate 15 from milepost 89.162 to milepost 92.206.																	
I 15, I-15B UPRR, S BLACKFOOT IC #89 SBL, BINGHAM CO	5	CN	-	-	-	-	-	-	7,752	-	-	7,752	7,153	599			
22241	MP 88.763 - 88.763	BR/APPRS, Bridge Replacement	PE	300	25	-	-	-	-	-	-	725	669	56	B		
STATE OF IDAHO (ITD)	BR-RESTORE	IM	RW	-	-	-	-	-	-	-	-	-	-	-	W G		
This project will replace the South Blackfoot Interchange on I-15 at milepost 88.763. It was originally built in 1961.																	
I 15B, UPRR, S BLACKFOOT IC #89 NBL, BINGHAM CO	5	CN	-	-	-	-	-	-	7,612	-	-	7,612	7,024	588			
22242	MP 88.764 - 88.764	BR/APPRS, Bridge Replacement	PE	300	25	-	-	-	-	-	-	825	761	64	B		
STATE OF IDAHO (ITD)	BR-RESTORE	IM	RW	-	-	-	-	-	-	-	-	-	-	-	G		
This project will replace the South Blackfoot Interchange on I-15 at milepost 88.764. It was originally built in 1961.																	
US 91, GIBSON LATERAL CANAL, BINGHAM CO	5	CN	-	-	-	-	-	1,224	-	-	-	1,224	1,134	90			
22248	MP 94.037 - 94.037	BR/APPRS, Bridge Replacement	PE	100	25	-	-	-	-	-	-	375	347	28			
STATE OF IDAHO (ITD)	BR-RESTORE	STP	RW	-	-	-	-	-	-	-	-	-	-	-	G		
This project will replace the Gibson Lateral Bridge on US-91 at milepost 94.0. It was originally built in 1923.																	
STATE, FY26 D5 BRIDGE REPAIR	5	CN	-	-	-	-	-	1,938	-	-	-	1,938	1,796	142			
22278	MP 0.000 - 0.000	BR/APPRS, Bridge Deck Repair	PE	220	5	5	-	-	-	-	-	230	213	17	B		
STATE OF IDAHO (ITD)	BR-PRESERVE	STP	RW	-	-	-	-	-	-	-	-	-	-	-	G		
This project will repair bridges at various locations within District 5.																	
I 15B, RAPID CREEK BR, BANNOCK CO	5	CN	-	-	-	-	-	1,224	-	-	-	1,224	1,134	90			
22279	MP 0.412 - 0.412	BR/APPRS, Bridge Replacement	PE	100	25	-	-	-	-	-	-	375	347	28			
STATE OF IDAHO (ITD)	BR-RESTORE	STP	RW	-	-	-	-	-	-	-	-	-	-	-	G		
This project will replace the Rapid Creek Bridge on I-15 Business Loop in Inkom. It is located at milepost 0.412 and was originally built in 1936.																	

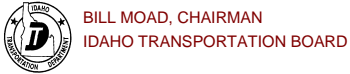


District 5 Highways Project List

Group: Highway Projects (System)
Sort: STIP

SUBJECT TO REVISION DUE TO REASONS SUCH AS FUNDING, OBLIGATION LIMITATION, PROJECT SCOPE, COST, AND POLICY/REGULATION/RULE CHANGES

Route, Location		District	Scheduled Costs (Dollars in Thousands with Match)										Lifetime Direct Costs All Programs			
Key No.	Mileposts	Work, Detail	Ph	2021	2022	2023	2024	2025	2026	2027	PREL	Total	Federal	Match	Notes	
Sponsor	Program	Fund	See AvP for dollar units													
This project will help vegetate areas disturbed by construction following the completion of work.																
STATE, FY21 D5 NGS COORDINATOR	5	CN		156	-	-	-	-	-	-	-	156	145	11		
22376	MP 0.000 - 0.000	PLAN/STUDY, Operations	PE	-	-	-	-	-	-	-	-	-	-	-		
STATE OF IDAHO (ITD)	OPS	STP	RW	-	-	-	-	-	-	-	-	-	-	-	G	
The National Geodetic Survey Coordinator will enhance the accomplishments of modernizing and maintaining the National Spatial Reference System and meeting the needs of the National Spatial Data Infrastructure throughout Idaho.																
STATE, FY22 D5 NGS COORDINATOR	5	CN		-	156	-	-	-	-	-	-	156	145	11		
22377	MP 0.000 - 0.000	PLAN/STUDY, Operations	PE	-	-	-	-	-	-	-	-	-	-	-		
STATE OF IDAHO (ITD)	OPS	STP	RW	-	-	-	-	-	-	-	-	-	-	-	G	
The National Geodetic Survey Coordinator will enhance the accomplishments of modernizing and maintaining the National Spatial Reference System and meeting the needs of the National Spatial Data Infrastructure throughout Idaho.																
STATE, FY23 D5 NGS COORDINATOR	5	CN		-	-	156	-	-	-	-	-	156	145	11		
22378	MP 0.000 - 0.000	PLAN/STUDY, Operations	PE	-	-	-	-	-	-	-	-	-	-	-		
STATE OF IDAHO (ITD)	OPS	STP	RW	-	-	-	-	-	-	-	-	-	-	-	G	
The National Geodetic Survey Coordinator will enhance the accomplishments of modernizing and maintaining the National Spatial Reference System and meeting the needs of the National Spatial Data Infrastructure throughout Idaho.																
STATE, FY24 D5 NGS COORDINATOR	5	CN		-	-	-	156	-	-	-	-	156	145	11		
22379	MP 0.000 - 0.000	PLAN/STUDY, Operations	PE	-	-	-	-	-	-	-	-	-	-	-		
STATE OF IDAHO (ITD)	OPS	STP	RW	-	-	-	-	-	-	-	-	-	-	-	G	
The National Geodetic Survey Coordinator will enhance the accomplishments of modernizing and maintaining the National Spatial Reference System and meeting the needs of the National Spatial Data Infrastructure throughout Idaho.																
SMA-7231, S 5TH AVE SAFETY IMPROV, POCATELLO	5	CN		-	196	-	-	-	-	-	-	196	182	14	1	
22411	MP 0.000 - 0.070	SAFTY/TRAF OPER, Intersection Improv	PE	-	-	-	-	-	-	-	-	-	-	-		
POCATELLO	SAFTY (L)	HSIP (L)	RW	-	-	-	-	-	-	-	-	-	-	-		
For the work to Install a raised median on 5th Ave from I-15 to Jason Ave, crosswalk on 5th Ave, a rectangular rapid flashing beacon (RRFB) to aid the crosswalk, a sidewalk system on the east side of 5th Ave, Upgrade and improve signing and ADA compliant wheelchair ramps at the four corners of 5th Ave/Jason Ave. The project is located between mileposts 0.0 and 0.07.																
SH 34, FY23 D5 GUARDRAIL REPLACEMENT, FRANKLIN CO	5	CN		-	-	220	-	-	-	-	-	220	204	16		
22486	MP 23.500 - 26.300	SAFTY/TRAF OPER, Metal Guard Rail	PE	-	-	-	-	-	-	-	-	20	19	1		
STATE OF IDAHO (ITD)	OTHER ASSETS	STP	RW	-	-	-	-	-	-	-	-	-	-	-		
This project will replace guardrail from milepost 23.5 to 26.3 on SH-34 in Franklin Co.																



District 5 Highways Project List

Group: Highway Projects (System)
Sort: STIP

SUBJECT TO REVISION DUE TO REASONS SUCH AS FUNDING, OBLIGATION LIMITATION, PROJECT SCOPE, COST, AND POLICY/REGULATION/RULE CHANGES

Route, Location		District	Scheduled Costs (Dollars in Thousands with Match)										Lifetime Direct Costs All Programs				
Key No.	Mileposts	Work, Detail	Ph	2021	2022	2023	2024	2025	2026	2027	PREL	Total	Federal	Match	Notes		
Sponsor	Program	Fund		See AvP for dollar units													
I 86, FY21 D5 FENCE IMPROVEMENT, CASSIA/POWER CO	5	CN		242	-	-	-	-	-	-	-	242	223	19			
22487	MP 14.820 - 19.000	SAFTY/TRAF OPER, Incidental Repairs	PE	-	-	-	-	-	-	-	-	22	20	2			
STATE OF IDAHO (ITD)	OTHER ASSETS	IM	RW	-	-	-	-	-	-	-	-	-	-	-	W		
This project will improve the fencing along I-86 between mileposts 14.82 and 19 in Cassia and Power counties.																	
I 86, FY22 D5 FENCE IMPROVEMENTS, POWER CO	5	CN		-	440	-	-	-	-	-	-	440	406	34			
22488	MP 19.000 - 29.000	SAFTY/TRAF OPER, Incidental Repairs	PE	-	-	-	-	-	-	-	-	40	37	3			
STATE OF IDAHO (ITD)	OTHER ASSETS	IM	RW	-	-	-	-	-	-	-	-	-	-	-	W		
This project will improve the fences along I-86 between mileposts 19 and 29 in Power county.																	
I 15, FY23 D5 FENCE IMPROVEMENTS, BANNOCK CO	5	CN		-	-	440	-	-	-	-	-	440	406	34			
22489	MP 27.000 - 37.000	SAFTY/TRAF OPER, Incidental Repairs	PE	-	-	-	-	-	-	-	-	40	37	3			
STATE OF IDAHO (ITD)	OTHER ASSETS	IM	RW	-	-	-	-	-	-	-	-	-	-	-	W		
This project will improve fencing along I-15 between mileposts 27 and 37 in Bannock County.																	
LOCAL, FY24 BTPO METRO PLANNING	5	CN		-	-	-	-	-	-	-	-	-	-	-	1		
22495	MP 0.000 - 0.000	PLAN/STUDY, Planning/Transportation	PE	-	-	-	167	-	-	-	-	167	155	12			
BANNOCK PLANNING ORGA	MET	MET	RW	-	-	-	-	-	-	-	-	-	-	-			
Metropolitan planning organization (MPO) planning funds from the Federal Highway Administration and Federal Transit Administration which are included in the Unified Planning and Work Program. The projects provide transportation planning services to region.																	
STATE, FY21 D5 ISP WORKZONE PATROL	5	CN		30	-	-	-	-	-	-	-	30	-	30			
22510	MP 0.000 - 0.000	SAFTY/TRAF OPER, Safety Improveme	PE	-	-	-	-	-	-	-	-	-	-	-			
STATE OF IDAHO (ITD)	OPS	ST	RW	-	-	-	-	-	-	-	-	-	-	-	G		
Increase Idaho State Police patrols in work zones.																	
STATE, FY22 D5 ISP WORKZONE PATROL	5	CN		-	30	-	-	-	-	-	-	30	-	30			
22511	MP 0.000 - 0.000	SAFTY/TRAF OPER, Safety Improveme	PE	-	-	-	-	-	-	-	-	-	-	-			
STATE OF IDAHO (ITD)	OPS	ST	RW	-	-	-	-	-	-	-	-	-	-	-	G		
Increase Idaho State Police patrols in work zones.																	
STATE, FY23 D5 ISP WORKZONE PATROL	5	CN		-	-	30	-	-	-	-	-	30	-	30			
22512	MP 0.000 - 0.000	SAFTY/TRAF OPER, Safety Improveme	PE	-	-	-	-	-	-	-	-	-	-	-			
STATE OF IDAHO (ITD)	OPS	ST	RW	-	-	-	-	-	-	-	-	-	-	-	G		
Increase Idaho State Police patrols in work zones.																	
I 86, UPRR BRIDGE, POCATELLO	5	CN		-	7,966	-	-	-	-	-	-	8,016	-	8,016	1		
22544	MP 61.639 - 61.672	BR/APPRS, Bridge Replacement	PE	-	-	-	-	-	-	-	-	250	-	250	B		
STATE OF IDAHO (ITD)	BR-RESTORE	ST2	RW	-	-	-	-	-	-	-	-	-	-	-	W		
Replace the Union Pacific Railroad Bridge on I-86 in Pocatello between mile points 61.639 and 61.672.																	



District 5 Highways Project List

SUBJECT TO REVISION DUE TO REASONS SUCH AS FUNDING, OBLIGATION LIMITATION, PROJECT SCOPE, COST, AND POLICY/REGULATION/RULE CHANGES

Route, Location		District	Scheduled Costs (Dollars in Thousands with Match)										Lifetime Direct Costs All Programs				
Key No.	Mileposts	Work, Detail		2021	2022	2023	2024	2025	2026	2027	PREL	Total	Federal	Match	Notes		
Sponsor			Ph	See AvP for dollar units													
		Program	Fund														
STC-7221, W CARSON ST, PORTNEUF RIVER DR, POCATELLO	5	CN	872	-	-	-	-	-	-	-	-	1,485	1,365	120	1		
22597	MP 0.014 - 0.014	BR/APPRS, Bridge Replacement	PE	-	-	-	-	-	-	-	-	412	381	31			
LOCAL HIGHWAY TECHNICA	BR-DSCR	BR-DISCR	RW	-	-	-	-	-	-	-	-	-	-	-	-M		
STC-7221, W CARSON ST, PORTNEUF RIVER DR, POCATELLO	5	CN	601	-	-	-	-	-	-	-	-	1,485	1,365	120	1		
22597	MP 0.014 - 0.014	BR/APPRS, Bridge Replacement	PE	144	-	-	-	-	-	-	-	412	381	31			
LOCAL HIGHWAY TECHNICA	BR-LOCAL	BR-LOC	RW	-	-	-	-	-	-	-	-	-	-	-	-M		
STC-7221, W CARSON ST, PORTNEUF RIVER DR, POCATELLO	5	CN	12	-	-	-	-	-	-	-	-	1,485	1,365	120	1		
22597	MP 0.014 - 0.014	BR/APPRS, Bridge Replacement	PE	-	-	-	-	-	-	-	-	412	381	31			
LOCAL HIGHWAY TECHNICA	LP-ST	LPT	RW	-	-	-	-	-	-	-	-	-	-	-	-M		
Replace W CARSON ST, PORTNEUF RIVER DR, POCATELLO																	
OFFSYS, ST CHARLES CREEK BR, BEAR LAKE CO	5	CN	358	-	-	-	-	-	-	-	-	543	491	52			
22598	MP 100.053 - 100.053	BR/APPRS, Bridge Replacement	PE	-	-	-	-	-	-	-	-	415	384	31			
LOCAL HIGHWAY TECHNICA	BR-DSCR	BR-DISCR	RW	-	-	-	-	-	-	-	-	-	-	-	-M		
OFFSYS, ST CHARLES CREEK BR, BEAR LAKE CO	5	CN	172	-	-	-	-	-	-	-	-	543	491	52			
22598	MP 100.053 - 100.053	BR/APPRS, Bridge Replacement	PE	156	-	-	-	-	-	-	-	415	384	31			
LOCAL HIGHWAY TECHNICA	BR-OFF	BR-OFF	RW	-	-	-	-	-	-	-	-	-	-	-	-M		
OFFSYS, ST CHARLES CREEK BR, BEAR LAKE CO	5	CN	12	-	-	-	-	-	-	-	-	543	491	52			
22598	MP 100.053 - 100.053	BR/APPRS, Bridge Replacement	PE	-	-	-	-	-	-	-	-	415	384	31			
LOCAL HIGHWAY TECHNICA	LP-ST	LPT	RW	-	-	-	-	-	-	-	-	-	-	-	-M		
Replace ST CHARLES CREEK BR, BEAR LAKE CO																	
US 30, BEAR LAKE CO PAVEMENT PRESERVATION	5	CN	-	-	-	-	-	-	-	3,686	-	3,686	3,415	271			
ORN22648	MP 413.060 - 455.481	PM, Seal Coat	PE	11	-	-	-	-	-	-	-	11	10	1	P		
STATE OF IDAHO (ITD)	PAVE	STP	RW	-	-	-	-	-	-	-	-	-	-	-	G		
This project is to extend the life of the pavement in Bear Lake County.																	
STATE, FY27 D5 REVEGETATION	5	CN	-	-	-	-	-	-	-	110	-	110	102	8			
ORN22649	MP -	ENV PRESV, Environmental	PE	-	-	-	10	-	-	-	-	10	9	1			
STATE OF IDAHO (ITD)	OTHER ASSETS	STP	RW	-	-	-	-	-	-	-	-	-	-	-			
This project will help vegetate areas disturbed by construction following the completion of work.																	
STATE, D5 MATERIALS RECONNAISSANCE	5	CN	-	-	-	-	-	-	-	-	-	-	-	-			
ORN22654	MP -	SYS PLN, System Planning	PE	100	25	25	-	-	-	-	-	150	139	11			
STATE OF IDAHO (ITD)	PLAN	STP	RW	-	-	-	-	-	-	-	-	-	-	-			
This project will provide funds for the materials lab to run tests for potential and upcoming projects.																	
I 15, W BLACKFOOT IC TO RIVERSIDE CANAL NBL, BINGHAM	5	CN	-	-	-	-	-	-	-	7,315	-	7,315	6,750	565			
ORN22656	MP 92.750 - 97.100	RESRF/RESTO&REHAB, Pavement Re	PE	265	200	200	-	-	-	-	-	665	614	51	P		
STATE OF IDAHO (ITD)	RESTORE	IM	RW	-	-	-	-	-	-	-	-	-	-	-	W G		



District 5 Highways Project List

SUBJECT TO REVISION DUE TO REASONS SUCH AS FUNDING, OBLIGATION LIMITATION, PROJECT SCOPE, COST, AND POLICY/REGULATION/RULE CHANGES

Route, Location		District	Scheduled Costs (Dollars in Thousands with Match)										Lifetime Direct Costs All Programs			Notes	
Key No.	Mileposts	Work, Detail		2021	2022	2023	2024	2025	2026	2027	PREL	Total	Federal	Match			
Sponsor	Program	Fund	Ph	See AvP for dollar units													
This project will be a major rehabilitation of the pavement on northbound I-15 from milepost 93 to milepost 97 using a CRABS process.																	
I 15B, MCCAMMON BUSINESS LOOP	5	CN	-	-	-	-	-	-	-	5,280	-	5,280	4,892	388			
ORN22657 MP 0.000 - 3.600	RESRF/RESTO&REHAB, Pavement Re	PE	160	160	160	-	-	-	-	-	-	480	445	35			
STATE OF IDAHO (ITD)	RESTORE	STP	RW	-	-	-	-	-	-	-	-	-	-	-	G		
This project is intended to rehabilitate the McCammon Business Loop with a 2/10 mill and inlay.																	
SH 39, HOFF RD TO THOMAS RD, BINGHAM CO	5	CN	-	-	-	-	-	-	-	1,430	-	1,430	1,325	105			
ORN22670 MP 44.720 - 51.390	RESRF/RESTO&REHAB, Pavement Re	PE	130	-	-	-	-	-	-	-	-	130	120	10			
STATE OF IDAHO (ITD)	PAVE	STP	RW	-	-	-	-	-	-	-	-	-	-	-	G		
This project will address the rutting on SH 39 to create a smoother ride for the traveling public.																	
US 30, BENNINGTON TO MONTPELIER, BEAR LAKE CO	5	CN	-	-	-	-	-	-	-	1,143	-	1,143	1,059	84			
ORN22671 MP 430.000 - 434.250	RESRF/RESTO&REHAB, Pavement Re	PE	103	-	-	-	-	-	-	-	-	103	95	8	P		
STATE OF IDAHO (ITD)	PAVE	NH	RW	-	-	-	-	-	-	-	-	-	-	-	G		
This project will be a 1/10th mill and inlay to address cracking on US 30 between MP 430 to 434.25.																	
SH 36, FIRST CR TO CARIBOU N'TL FOREST, ONEIDA CO	5	CN	-	-	-	-	-	-	-	894	-	894	829	65			
ORN22672 MP 104.000 - 109.000	PM, Pavement Rehabilitation & Resurfac	PE	13	13	13	13	13	13	13	-	-	80	74	6			
STATE OF IDAHO (ITD)	PAVE	STP	RW	-	-	-	-	-	-	-	-	-	-	-	G		
This project will address wheel rutting and wash boarding.																	
SH 36, ONEIDA CO LN TO 2200 S, FRANKLIN CO	5	CN	-	-	-	-	-	-	-	990	-	990	917	73			
ORN22673 MP 112.400 - 117.900	PM, Pavement Rehabilitation & Resurfac	PE	30	30	15	15	15	15	15	-	-	120	111	9			
STATE OF IDAHO (ITD)	PAVE	STP	RW	-	-	-	-	-	-	-	-	-	-	-	G		
This project will address signs of failure on SH-36 pavement.																	
I 15, FY23 D5 FORT HALL PAVEMENT PRESERVATION	5	CN	-	-	1,173	-	-	-	-	-	-	1,173	1,087	86			
ORN22684 MP 79.900 - 90.370	PM, Seal Coat	PE	5	-	-	-	-	-	-	-	-	5	5	-	P		
STATE OF IDAHO (ITD)	PAVE	STP	RW	-	-	-	-	-	-	-	-	-	-	-	W G		
This project will be a preventative maintenance on the highway system in Fort Hall.																	
US 30, YELLOWSTONE TO GARRETT CORRIDOR, POCATELLO	5	CN	-	-	-	-	-	-	-	7,920	-	7,920	7,339	581	1		
ORN22687 MP 335.400 - 335.800	SAFTY/TRAF OPER, Turn Bay	PE	100	220	-	-	-	-	-	-	-	320	297	23			
STATE OF IDAHO (ITD)	SFTY&CPCTY	HSIP	RW	-	-	-	-	-	-	-	-	-	-	-			
This project will address the mobility and safety of a corridor within Pocatello. This will include the addition of turn bays, adjustments to the signals, and an overall redesign of the corridor.																	
I 15, US-26 IC NBL & SBL, BLACKFOOT	5	CN	-	-	-	-	-	-	-	16,100	-	16,100	14,855	1,245			
ORN22692 MP 92.520 - 92.520	BR/APPRS, Bridge Replacement	PE	700	300	-	-	-	-	-	-	-	1,000	923	77			
STATE OF IDAHO (ITD)	BR-RESTORE	IM	RW	-	-	-	-	-	-	-	-	-	-	-	W G		
This project is will replace the current bridges which have reached the end of their design life. They will be brought up to current standards.																	




District 5 Highways Project List

Group: Highway Projects (System)
Sort: STIP

SUBJECT TO REVISION DUE TO REASONS SUCH AS FUNDING, OBLIGATION LIMITATION, PROJECT SCOPE, COST, AND POLICY/REGULATION/RULE CHANGES

Route, Location				District	Scheduled Costs (Dollars in Thousands with Match)									Lifetime Direct Costs All Programs			Notes	
Key No.	Mileposts	Work, Detail			Ph	2021	2022	2023	2024	2025	2026	2027	PREL	Total	Federal	Match		
Sponsor				Program	Fund	See AvP for dollar units												
I 15, UPRR BRIDGE ST NBL & SBL, BLACKFOOT				5	CN	-	-	-	-	-	-	13,000	-	13,000	11,995	1,005		
ORN22693	MP 92.300 - 92.300	BR/APPRS, Bridge Replacement			PE	700	300	-	-	-	-	-	-	1,000	923	77	B	
STATE OF IDAHO (ITD)				BR-RESTORE	IM	RW	-	-	-	-	-	-	-	-	-	-	-	W G
This project will replace two bridges that have reached the end of their service lives. They will be brought up to standard.																		
STATE, FY27 D5 BRIDGE REPAIR				5	CN	-	-	-	-	-	-	1,500	-	1,500	1,390	110		
ORN22695	MP -	BR/APPRS, Bridge Deck Repair			PE	-	220	5	5	-	-	400	-	630	584	46		
STATE OF IDAHO (ITD)				BR-PRESERVE	STP	RW	-	-	-	-	-	-	-	-	-	-	-	G
Bridge Repairs throughout the District.																		
I 86, FY22 D5 PAVEMENT PRESERVATION				5	CN	-	3,610	-	-	-	-	-	-	3,610	3,331	279		
ORN22697	MP 0.000 - 63.100	PM, Seal Coat			PE	5	-	-	-	-	-	-	-	5	5	-	P	
STATE OF IDAHO (ITD)				PAVE	IM	RW	-	-	-	-	-	-	-	-	-	-	-	W G
This project is a microseal and is intended to extend the lifespan of the pavement through preventative maintenance.																		
STATE, FY21 D5 INTERSECTION IMPROVEMENTS				5	CN	-	-	-	-	-	-	-	-	-	-	-	-	
ORN22759	MP -	SAFTY/TRAF OPER, Intersection Improv			PE	55	-	-	-	-	-	-	-	55	-	55		
STATE OF IDAHO (ITD)				SAFETY	ST	RW	-	-	-	-	-	-	-	-	-	-	-	
This project will allow for improvements to intersections throughout southeastern Idaho.																		
STATE, FY24 D5 ISP WORKZONE PATROL				5	CN	-	-	-	30	-	-	-	-	30	-	30		
ORN22761	MP -	SAFTY/TRAF OPER, Safety			PE	-	-	-	-	-	-	-	-	-	-	-		
STATE OF IDAHO (ITD)				OPS	ST	RW	-	-	-	-	-	-	-	-	-	-	-	G
This project is to fund ISP for traffic support during construction.																		
STATE, FY25 D5 ISP WORKZONE PATROL				5	CN	-	-	-	-	30	-	-	-	30	-	30		
ORN22762	MP -	SAFTY/TRAF OPER, Safety			PE	-	-	-	-	-	-	-	-	-	-	-		
STATE OF IDAHO (ITD)				OPS	ST	RW	-	-	-	-	-	-	-	-	-	-	-	G
STATE, FY25 D5 NGS COORDINATOR				5	CN	-	-	-	-	156	-	-	-	156	145	11		
ORN22818	MP 0.000 - 0.000	PLAN/STUDY, Operations			PE	-	-	-	-	-	-	-	-	-	-	-		
STATE OF IDAHO (ITD)				OPS	STP	RW	-	-	-	-	-	-	-	-	-	-	-	G
The National Geodetic Survey Coordinator will enhance the accomplishments of modernizing and maintaining the National Spatial Reference System and meeting the needs of the National Spatial Data Infrastructure throughout Idaho.																		
LOCAL, PEDESTRIAN CROSSINGS, POCATELLO				5	CN	-	-	606	-	-	-	-	-	606	562	44	1	
ORN22883	MP -	SAFTY/TRAF OPER, Intersection Improv			PE	-	94	-	-	-	-	-	-	94	87	7		
POCATELLO				SAFETY (L)	HSIP (L)	RW	-	-	-	-	-	-	-	-	-	-	-	
This project will construct improved pedestrian crossings along two principle arterial roads with the installation of bulb outs and curb ramps at twelve intersections along Main Street and will install Rectangular Rapid Flash Beacons (RRFB), bulb out/curb ramps adjacent to Pocatello High School to establish highly visible pedestrian crossings.																		



District 5 Highways Project List

Group: Highway Projects (System)
Sort: STIP

SUBJECT TO REVISION DUE TO REASONS SUCH AS FUNDING, OBLIGATION LIMITATION, PROJECT SCOPE, COST, AND POLICY/REGULATION/RULE CHANGES

Route, Location		District	Scheduled Costs (Dollars in Thousands with Match)										Lifetime Direct Costs All Programs				
Key No.	Mileposts	Work, Detail		See AvP for dollar units										Total	Federal	Match	Notes
Sponsor	Program	Fund	Ph	2021	2022	2023	2024	2025	2026	2027	PREL						
LOCAL, FY21 SICOG SRTS COORDINATOR & ACTIVITIES	5	CN		64	-	-	-	-	-	-	-	64	60	4	1		
ORN22914 MP -	ENV PRESV, Bicycle/Pedestrian/Equest	PE															
MISCELLANEOUS	TAP	TAP-RURAL	RW														
This project provides for Safe Routes To School program personnel, education materials, encouragement incentives, special events and indirect costs.																	
LOCAL, FY22 SICOG SRTS COORDINATOR & ACTIVITIES	5	CN			64	-	-	-	-	-	-	64	60	4	1		
ORN22915 MP -	ENV PRESV, Bicycle/Pedestrian/Equest	PE															
MISCELLANEOUS	TAP	TAP-RURAL	RW														
This project provides for Safe Routes To School program personnel, education materials, encouragement incentives, special events and indirect costs.																	
LOCAL, FY23 SICOG SRTS COORDINATOR & ACTIVITIES	5	CN				64	-	-	-	-	-	64	60	4	1		
ORN22916 MP -	ENV PRESV, Bicycle/Pedestrian/Equest	PE															
MISCELLANEOUS	TAP	TAP-RURAL	RW														
This project provides for Safe Routes To School program personnel, education materials, encouragement incentives, special events and indirect costs.																	
I 15B, INKOM ELEMENTARY SCHOOL SIDEWALK, INKOM	5	CN				485	-	-	-	-	-	485	450	35			
ORN22957 MP -	ENV PRESV, Sidewalk	PE			50							50	46	4			
INKOM	TAP	TAP-URBAN	RW														
Install 8' sidewalks on three segments: I-15B at Main St, to Holstein St; to the Elementary School Driveway.																	
LOCAL, FY22 POCATELLO 11 ADA RAMPS	5	CN			60	-	-	-	-	-	-	60	-	60	1		
ORN22973 MP -	ENV PRESV, Curb & Gutter	PE															
POCATELLO	OPS	ST	RW														
Construct 11 Americans with Disabilities curb ramps in Pocatello.																	
LOCAL, FY22 ROCKLAND 11 ADA RAMPS	5	CN			44	-	-	-	-	-	-	44	-	44			
ORN22975 MP -	ENV PRESV, Curb & Gutter	PE															
ROCKLAND	OPS	ST	RW														
Construct 11 Americans with Disabilities curb ramps in Rockland, Power Co., Idaho.																	
LOCAL, FY25 BTPO METRO PLANNING	5	CN													1		
ORN22999 MP 0.000 - 0.000	PLAN/STUDY, Planning/Transportation	PE						167				167	155	12			
BANNOCK PLANNING ORGA	MET	MET	RW														
Metropolitan planning organization (MPO) planning funds from the Federal Highway Administration and Federal Transit Administration which are included in the Unified Planning and Work Program. The projects provide transportation planning services to region.																	
SMA-7071, POLE LINE RD; W ALAMEDA TO W QUINN, POCATE	5	CN										3,488	3,488	3,232	256	1	
ORN23024 MP 0.626 - 1.615	RESRF/RESTO&REHAB, Pavement Re	PE															
POCATELLO REGIONAL TRA	STP-URBAN (L)	STP-U	RW														



District 5 Highways Project List


SUBJECT TO REVISION DUE TO REASONS SUCH AS FUNDING, OBLIGATION LIMITATION, PROJECT SCOPE, COST, AND POLICY/REGULATION/RULE CHANGES

Route, Location		District	Scheduled Costs (Dollars in Thousands with Match)										Lifetime Direct Costs All Programs					
Key No.	Mileposts	Work, Detail			See AvP for dollar units										Total	Federal	Match	Notes
Sponsor		Program	Fund	Ph	2021	2022	2023	2024	2025	2026	2027	PREL						
US 26, SNAKE RV BR REPAIR, BLACKFOOT				5	CN	-	-	-	-	1,000	-	-	-	1,000	927	73		
ORN23045	MP 305.900 - 305.900	BR/APPRS, Bridge Deck Repair		PE	150	-	-	-	-	-	-	-	150	139	11			
STATE OF IDAHO (ITD)		BR-PRESERVE	STBG-GF	RW	-	-	-	-	-	-	-	-	-	-	-	G		
Repairs on US-26 bridge over the Snake River entering Blackfoot.																		
US 89, BEAR RV BR REPAIR, BEAR LAKE CO				5	CN	-	-	560	-	-	-	-	-	560	519	41		
ORN23046	MP 23.300 - 23.300	BR/APPRS, Bridge Deck Repair		PE	150	-	-	-	-	-	-	-	150	139	11	B		
STATE OF IDAHO (ITD)		BR-PRESERVE	STBG-GF	RW	-	-	-	-	-	-	-	-	-	-	-	G		
Repairs on the Bear River bridge at MP 23.3 in Bear Lake Co. on US-89.																		
US 89, BEAR LAKE OUTLET CANAL BR, BEAR LAKE CO				5	CN	-	-	700	-	-	-	-	-	700	649	51		
ORN23047	MP 22.600 - 22.600	BR/APPRS, Bridge Deck Repair		PE	150	-	-	-	-	-	-	-	150	139	11	B		
STATE OF IDAHO (ITD)		BR-PRESERVE	STBG-GF	RW	-	-	-	-	-	-	-	-	-	-	-	G		
Repairs to the Bear Lake Outlet Canal bridge on US-89 in Bear Lake Co.																		

Notes:
 1: Project is also shown in a Transportation Improvement Program
 2: Project is being advance constructed with non-federal funds
 G: Project is grouped in STIP
 M: Project included in multiple programs
 B: Project addresses Federal Bridge Condition PM
 P: Project addresses Federal Pavement Condition PM
 R: Project addresses Federal Travel Time Reliability PM
 A: Project utilizes an alternative contracting method.
 W: Work zone safety priority

Phases:
 CN - Construction, utilities, construction engineering, purchases
 PE - preliminary engineering by state and/or consultant forces
 RW - Right-Of-Way acquisition

Construction	29,315	53,237	65,686	58,566	85,998	59,329	74,732	9,092	
Development	5,804	3,111	1,210	620	605	28	400	-	
Right-of-Way	2,000	-	-	-	-	-	-	-	
Total	37,119	56,348	66,896	59,186	86,603	59,357	75,132	9,092	
Federal	20,263	44,120	61,764	54,629	72,992	54,822	69,415	8,425	
State	16,646	12,166	5,016	4,288	11,601	4,536	5,717	-	
Other	211	63	117	269	2,010	-	-	667	




District 5 Public Transit Project List

Group: Transit Projects (System)
Sort: STIP

SUBJECT TO REVISION DUE TO REASONS SUCH AS FUNDING, OBLIGATION LIMITATION, PROJECT SCOPE, COST, AND POLICY/REGULATION/RULE CHANGES

Route, Location				District	Scheduled Costs (Dollars in Thousands with Match)										Lifetime Direct Costs All Programs			
Key No.	Mileposts	Work, Detail			Year-Of-Expenditure Dollars (Not Current Prices)										Total	Federal	Match	Notes
Sponsor		Program	Fund	Ph	2021	2022	2023	2024	2025	2026	2027	PREL						
TRANSIT, POCATELLO UZA OPERATIONS				5	CN	980	1,000	1,000	1,000	980	-	-	-	4,960	2,480	2,480	1	
13800	MP 0.000 - 0.000	Operations			PE	-	-	-	-	-	-	-	-	-	-	-		
POCATELLO REGIONAL TRA TRNS-OPS				5307	RW	-	-	-	-	-	-	-	-	-	-	-		
Operations provide funds for the day to day operations of the PRT fixed route system.																		
TRANSIT, POCATELLO UZA TRANSIT CAPITAL				5	CN	8	8	8	8	8	-	-	-	40	32	8	1	
13801	MP 0.000 - 0.000	Transit Capital			PE	-	-	-	-	-	-	-	-	-	-	-		
POCATELLO REGIONAL TRA TRNS-CAP				5307	RW	-	-	-	-	-	-	-	-	-	-	-		
Capital Facilities Lease provides funds to lease a transfer station for the fixed transit route system.																		
TRANSIT, POCATELLO UZA DEMAND RESPONSE OPERATION				5	CN	250	250	250	250	250	-	-	-	1,250	1,000	250	1	
13802	MP 0.000 - 0.000	Demand Response Operations			PE	-	-	-	-	-	-	-	-	-	-	-		
POCATELLO REGIONAL TRA TRNS-OPS				5307	RW	-	-	-	-	-	-	-	-	-	-	-		
Demand Response Operations provides door to door transit service for elderly and disabled persons in the Pocatello urban area.																		
TRANSIT, POCATELLO UZA PREVENTIVE MAINTENANCE				5	CN	323	323	323	323	323	-	-	-	1,615	1,292	323	1	
13803	MP 0.000 - 0.000	Preventive Maintenance			PE	-	-	-	-	-	-	-	-	-	-	-		
POCATELLO REGIONAL TRA TRNS-OPS				5307	RW	-	-	-	-	-	-	-	-	-	-	-		
Provide all maintenance costs related to vehicles including supplies, materials, labor, services, and associated costs required to preserve or extend the life of transit vehicles.																		
TRANSIT, POCATELLO UZA METRO PLANNING				5	CN	42	-	-	-	-	-	-	-	42	38	4	1	
13804	MP 0.000 - 0.000	Metropolitan Planning			PE	-	-	-	-	-	-	-	-	-	-	-		
BANNOCK PLANNING ORGA TRNS-OPS				5303	RW	-	-	-	-	-	-	-	-	-	-	-		
Metropolitan Planning provides funds to the MPO which are include in the Unified Planning and Work Program. The projects provide transportation planning services to the region.																		
TRANSIT, POCATELLO UZA CAPITAL				5	CN	-	288	-	575	-	-	-	-	863	690	173	1	
19189	MP 0.000 - 0.000	Transit Capital			PE	-	-	-	-	-	-	-	-	-	-	-		
POCATELLO REGIONAL TRA TRNS-CAP				5339	RW	-	-	-	-	-	-	-	-	-	-	-		
Capital Vehicle Replacement project will purchase new buses to replace those which are beyond their useful life. An estimated 4 buses will be purchased.																		
TRANSIT, D5 5311 STATEWIDE RURAL AREA FORMULA PROG				5	CN	1,412	1,412	1,412	1,412	1,412	-	-	-	7,060	4,828	2,232		
19422	MP 0.000 - 0.000	Transit Admin/Operations/PM			PE	-	-	-	-	-	-	-	-	-	-	-		
MISCELLANEOUS TRNS-OPS				5311	RW	-	-	-	-	-	-	-	-	-	-	-		
Program provides capital, planning, and operating assistance to support public transportation operators who provide demand response and fixed route services in rural areas with populations less than 50,000. Serving Bannock, Bear Lake, Bingham, Caribou, Franklin, Oneida, Power counties.																		
TRANSIT, D5 5339 BUS AND BUS FACILITY				5	CN	525	525	525	525	525	-	-	-	3,510	2,808	702		
19686	MP 0.000 - 0.000	Bus Purchase / Construction			PE	-	-	-	-	-	-	-	-	-	-	-		
MISCELLANEOUS TRNS-CAP				5339	RW	-	-	-	-	-	-	-	-	-	-	-		



District 5 Public Transit Project List

Group: Transit Projects (System)
Sort: STIP

SUBJECT TO REVISION DUE TO REASONS SUCH AS FUNDING, OBLIGATION LIMITATION, PROJECT SCOPE, COST, AND POLICY/REGULATION/RULE CHANGES

Route, Location				District	Scheduled Costs (Dollars in Thousands with Match)										Lifetime Direct Costs All Programs			
Key No.	Mileposts	Work, Detail			Year-Of-Expenditure Dollars (Not Current Prices)										Total	Federal	Match	Notes
Sponsor		Program	Fund	Ph	2021	2022	2023	2024	2025	2026	2027	PREL						
TRANSIT, D5 5339 BUS AND BUS FACILITY				5	CN	177	177	177	177	177	-	-	-	3,510	2,808	702		
19686	MP 0.000 - 0.000	Bus Purchase / Construction			PE	-	-	-	-	-	-	-	-	-	-	-		
MISCELLANEOUS		TRNS-CAP	5339 SUrb		RW	-	-	-	-	-	-	-	-	-	-	-	-M	
Program provides capital funding to replace, rehabilitate and purchase buses and related equipment or to construct bus-related facilities in rural and small urban areas directly affecting Bannock, \ Bear Lake, Bingham, Caribou, Franklin, Oneida, Power counties.																		
TRANSIT, POCATELLO UZA PLANNING				5	CN	19	19	19	19	19	-	-	-	95	76	19	1	
19720	MP 0.000 - 0.000	Transit Planning			PE	-	-	-	-	-	-	-	-	-	-	-		
POCATELLO REGIONAL TRA		TRNS-OPS	5307 SUrb		RW	-	-	-	-	-	-	-	-	-	-	-		
Mobility management provides planning services to assist in coordinating transit services between the service providers and human service agencies.																		
TRANSIT, POCATELLO UZA VEHICLE REPLACEMENT				5	CN	159	159	159	159	159	-	-	-	795	636	159	1	
19755	MP 0.000 - 0.000	Transit Capital			PE	-	-	-	-	-	-	-	-	-	-	-		
POCATELLO REGIONAL TRA		TRNS-CAP	5307 SUrb		RW	-	-	-	-	-	-	-	-	-	-	-		
Capital Vehicle Replacement project will purchase new buses to replace those buses which are beyond their useful life. An estimated three buses will be purchased.																		
TRANSIT, D5 ELDERLY & DISABLED				5	CN	241	241	241	241	241	-	-	-	1,505	1,204	301		
20262	MP 0.000 - 0.000	Demand Response Operations			PE	-	-	-	-	-	-	-	-	-	-	-		
MISCELLANEOUS		TRNS-OPS	5310 SUrb		RW	-	-	-	-	-	-	-	-	-	-	-	-M	
TRANSIT, D5 ELDERLY & DISABLED				5	CN	60	60	60	60	60	-	-	-	1,505	1,204	301		
	MP 0.000 - 0.000	Demand Response Operations			PE	-	-	-	-	-	-	-	-	-	-	-		
MISCELLANEOUS		TRNS-OPS	5310 Rural		RW	-	-	-	-	-	-	-	-	-	-	-	-M	
Program serves the special needs of transit-dependent senior citizens and persons with disabilities by providing funds for projects which go beyond traditional transit services (demand response) including those required under the Americans with Disabilities Act (ADA).																		
LOCAL, EAST CLARK ST ADA IMPV, POCATELLO				5	CN	230	-	-	-	-	-	-	-	230	184	46	1	
ORN23042	MP -	Curb & Gutter			PE	-	-	-	-	-	-	-	-	-	-	-		
POCATELLO		TRNS-CAP	5310 SUrb		RW	-	-	-	-	-	-	-	-	-	-	-		
The project will install 120 feet of sidewalks and improve 34 ADA ramps on E Clark street from 1st to 18th.																		
LOCAL, EAST CARTER ST ADA IMPRV, ISU				5	CN	-	131	-	-	-	-	-	-	131	105	26	1	
ORN23043	MP -	Curb & Gutter			PE	-	-	-	-	-	-	-	-	-	-	-		
IDAHO STATE UNIVERSITY		TRNS-CAP	5310 SUrb		RW	-	-	-	-	-	-	-	-	-	-	-		
The project will install sidewalks, ramps and lighting on E. Carter St from S. 5th Ave to S. 8th Ave.																		
TRANSIT, D5 5311 CARES ACT				5	CN	2,458	-	-	-	-	-	-	-	2,458	2,458	-		
ORN23060	MP -	Security			PE	-	-	-	-	-	-	-	-	-	-	-		
STATE OF IDAHO (ITD)		TRNS-OPS	5311 Rural		RW	-	-	-	-	-	-	-	-	-	-	-		
Provides operating and capital funding for Coronavirus Aid, Relief, and Economic Security in rural areas.																		



BILL MOAD, CHAIRMAN
IDAHO TRANSPORTATION BOARD

District 5 Public Transit Project List

Group: Transit Projects (System)
Sort: STIP

SUBJECT TO REVISION DUE TO REASONS SUCH AS FUNDING, OBLIGATION LIMITATION, PROJECT SCOPE, COST, AND POLICY/REGULATION/RULE CHANGES

Route, Location			District	Scheduled Costs (Dollars in Thousands with Match)									Lifetime Direct Costs All Programs			Notes
Key No.	Mileposts	Work, Detail		Year-Of-Expenditure Dollars (Not Current Prices)									Total	Federal	Match	
Sponsor	Program	Fund	Ph	2021	2022	2023	2024	2025	2026	2027	PREL					
Notes: 1: Project is also shown in a Transportation Improvement Program 2: Project is being advance constructed with non-federal funds G: Project is grouped in STIP M: Project included in multiple programs B: Project addresses Federal Bridge Condition PM P: Project addresses Federal Pavement Condition PM R: Project addresses Federal Travel Time Reliability PM A: Project utilizes an alternative contracting method. W: Work zone safety priority Phases: CN - Construction, utilities, construction engineering, purchases PE - preliminary engineering by state and/or consultant forces RW - Right-Of-Way acquisition			Construction	6,884	4,593	4,174	4,749	4,154	-	-	-					
			Development	-	-	-	-	-	-	-	-	-				
			Right-of-Way	-	-	-	-	-	-	-	-	-				
			Total	6,884	4,593	4,174	4,749	4,154	-	-						



District 5 Aeronautics Project List

SUBJECT TO REVISION DUE TO REASONS SUCH AS FUNDING, OBLIGATION LIMITATION, PROJECT SCOPE, COST, AND POLICY/REGULATION/RULE CHANGES

Route, Location				District	Scheduled Costs (Dollars in Thousands with Match)										Lifetime Direct Costs All Programs			Notes
Key No.	Mileposts	Work, Detail		Ph	Year-Of-Expenditure Dollars (Not Current Prices)										Total	Federal	Match	
Sponsor		Program	Fund		2021	2022	2023	2024	2025	2026	2027	PREL						
Multidirectional Tractor w/ plow, broom, blower & bucket.																		
1U7, BEAR LAKE, SNOW REMOVAL EQUIPMENT			5	CN	-	-	333	-	-	-	-	-	-	-	333	300	33	
19357	MP 0.000 - 0.000	APT DEV, New Facility		PE	-	-	-	-	-	-	-	-	-	-	-	-	-	
BEAR LAKE COUNTY		APT-NEW	GA-APT	RW	-	-	-	-	-	-	-	-	-	-	-	-	-	
Storage Bldg. for SRE.																		
1U7, BEAR LAKE, SNOW REMOVAL EQUIPMENT BUILDING			5	CN	-	333	-	-	-	-	-	-	-	-	333	300	33	
19972	MP 0.000 - 0.000	APT DEV, New Facility		PE	-	-	-	-	-	-	-	-	-	-	-	-	-	
BEAR LAKE COUNTY		APT-NEW	GA-APT	RW	-	-	-	-	-	-	-	-	-	-	-	-	-	
Design - Decouple Runway Ends/Construct Taxiway																		
1U7, BEAR LAKE, RUNWAY DECOUPLING, DESIGN			5	CN	-	-	-	-	-	-	-	-	-	-	-	-	-	
20161	MP 0.000 - 0.000	APT DEV, Facility Maintenance		PE	-	-	-	333	-	-	-	-	-	-	333	300	33	
BEAR LAKE COUNTY		APT-MTNC	GA-APT	RW	-	-	-	-	-	-	-	-	-	-	-	-	-	
Design - Decouple Runway Ends/Construct Taxiway																		
1U7, BEAR LAKE, RUNWAY DECOUPLING, CONSTRUCT			5	CN	-	-	-	-	1,833	-	-	-	-	-	1,833	1,650	183	
20190	MP 0.000 - 0.000	APT DEV, Facility Maintenance		PE	-	-	-	-	-	-	-	-	-	-	-	-	-	
BEAR LAKE COUNTY		APT-MTNC	GA-APT	RW	-	-	-	-	-	-	-	-	-	-	-	-	-	
Construct - Decouple Runway Ends/Construct Taxiway																		
PIH, POCATELLO, REHABILITATE APRON, CONSTRUCT			5	CN	1,067	-	-	-	-	-	-	-	-	-	1,067	1,067	-	1
20232	MP 0.000 - 0.000	APT DEV, Facility Maintenance		PE	-	-	-	-	-	-	-	-	-	-	-	-	-	
POCATELLO		APT-MTNC	PR-APT	RW	-	-	-	-	-	-	-	-	-	-	-	-	-	
CONSTRUCT - Rehabilitate Tower Apron																		
U02, BLACKFOOT, INSTALL AWOS			5	CN	-	-	-	-	406	-	-	-	-	-	406	365	41	
20377	MP 0.000 - 0.000	APT DEV, Facility Maintenance		PE	-	-	-	-	-	-	-	-	-	-	-	-	-	
BLACKFOOT		APT-MTNC	GA-APT	RW	-	-	-	-	-	-	-	-	-	-	-	-	-	
Install AWOS - Currently pilots have to get weather reporting from either Idaho Falls Regional Airport or Pocatello Regional Airport.																		
U36, ABERDEEN, CONSTRUCT RUNWAY			5	CN	-	-	-	-	1,125	-	-	-	-	-	1,125	1,012	113	
20382	MP 0.000 - 0.000	APT DEV, New Facility		PE	-	-	-	-	-	-	-	-	-	-	-	-	-	
ABERDEEN		APT-NEW	GA-APT	RW	-	-	-	-	-	-	-	-	-	-	-	-	-	
Runway relocation.																		
U78, SODA SPRINGS, RECONSTRUCT APRON			5	CN	86	-	-	-	-	-	-	-	-	-	86	-	86	
20387	MP 0.000 - 0.000	APT DEV, Facility Maintenance		PE	-	-	-	-	-	-	-	-	-	-	-	-	-	
SODA SPRINGS		APT-MTNC	CA-APT	RW	-	-	-	-	-	-	-	-	-	-	-	-	-	
U36, ABERDEEN, CONSTRUCT RUNWAY, DESIGN			5	CN	-	-	-	-	-	-	-	-	-	-	-	-	-	
20741	MP 0.000 - 0.000	APT DEV, New Facility		PE	-	444	-	-	-	-	-	-	-	-	444	400	44	
ABERDEEN		APT-NEW	GA-APT	RW	-	-	-	-	-	-	-	-	-	-	-	-	-	



District 5 Aeronautics Project List

SUBJECT TO REVISION DUE TO REASONS SUCH AS FUNDING, OBLIGATION LIMITATION, PROJECT SCOPE, COST, AND POLICY/REGULATION/RULE CHANGES

Route, Location		District	Scheduled Costs (Dollars in Thousands with Match)										Lifetime Direct Costs All Programs			Notes	
Key No.	Mileposts	Work, Detail	Ph	2021	2022	2023	2024	2025	2026	2027	PREL	Total	Federal	Match			
Sponsor	Program	Fund		Year-Of-Expenditure Dollars (Not Current Prices)													
Ph. 1 - Design																	
U02, PLANNING-CONDUCT ENVIRONMENTAL ASSESSEMENT	5	CN		-	-	-	-	-	-	-	-	-	-	-	-		
22181	MP 0.000 - 0.000	APT PLN, Airport Planning	PE	333	-	-	-	-	-	-	-	333	333	-			
BLACKFOOT		APT-MTNC GA-APT	RW	-	-	-	-	-	-	-	-	-	-	-			
U02, BLACKFOOT, MCCARLEY FIELD ENVIRONMENTAL ASSE	5	CN		-	-	-	-	-	-	-	-	-	-	-			
22529	MP 0.000 - 0.000	APT PLN, Airport Planning	PE	-	456	-	-	-	-	-	-	456	410	46			
BLACKFOOT		APT-PLAN GA-APT	RW	-	-	-	-	-	-	-	-	-	-	-			
McCarley Airfield Environmental Assessment																	
U02, BLACKFOOT, MCCARLEY FIELD RUNWAY REHAB	5	CN		-	-	-	2,111	-	-	-	-	2,111	1,900	211			
22530	MP 0.000 - 0.000	RESRF/RESTO&REHAB, Facility Mainte	PE	-	-	-	-	-	-	-	-	-	-	-			
BLACKFOOT		APT-MTNC GA-APT	RW	-	-	-	-	-	-	-	-	-	-	-			
McCarley Field runway rehabilitation																	
U02, BLACKFOOT, MCCARLEY FIELD TAXIWAY REHAB	5	CN		-	-	167	-	-	-	-	-	167	150	17			
22531	MP 0.000 - 0.000	RESRF/RESTO&REHAB, Facility Mainte	PE	-	-	-	-	-	-	-	-	-	-	-			
BLACKFOOT		APT-MTNC GA-APT	RW	-	-	-	-	-	-	-	-	-	-	-			
McCarley Field crack seal, fog seal, stripe taxiway																	
U02, BLACKFOOT, MCCARLEY FIELD APRON DESIGN	5	CN		-	-	-	-	-	-	-	-	-	-	-			
22532	MP 0.000 - 0.000	APT PLN, Airport Planning	PE	-	-	-	-	-	167	-	-	167	150	17			
BLACKFOOT		APT-PLAN GA-APT	RW	-	-	-	-	-	-	-	-	-	-	-			
McCarley Field apron rehab design																	
U02, BLACKFOOT, MCCARLEY FIELD APRON REHAB	5	CN		-	-	-	-	-	1,167	-	-	1,167	1,050	117			
22533	MP 0.000 - 0.000	RESRF/RESTO&REHAB, Facility Mainte	PE	-	-	-	-	-	-	-	-	-	-	-			
BLACKFOOT		APT-MTNC GA-APT	RW	-	-	-	-	-	-	-	-	-	-	-			
McCarley Field apron rehabilitation																	
U36, ABERDEEN, AIRPORT RUNWAY CONSTRUCTION PH II	5	CN		-	-	337	-	-	-	-	-	337	303	34			
22537	MP 0.000 - 0.000	RECONST/REALIGN, Facility Maintenanc	PE	-	-	-	-	-	-	-	-	-	-	-			
ABERDEEN		APT-MTNC GA-APT	RW	-	-	-	-	-	-	-	-	-	-	-			
PH II Aberdeen Airport Runway Construction																	
U36, ABERDEEN, AIRPORT PAVEMENT REHAB	5	CN		-	-	-	-	-	145	-	-	145	131	14			
22538	MP 0.000 - 0.000	RESRF/RESTO&REHAB, Facility Mainte	PE	-	-	-	-	-	-	-	-	-	-	-			
ABERDEEN		APT-MTNC GA-APT	RW	-	-	-	-	-	-	-	-	-	-	-			
U36, ABERDEEN, AIRPORT LAND ACQUISITION	5	CN		-	-	-	-	-	-	-	-	-	-	-			
22539	MP 0.000 - 0.000	APT DEV, Facility Maintenance	PE	-	-	-	-	-	-	-	-	-	-	-			
ABERDEEN		APT-NEW GA-APT	RW	525	-	-	-	-	-	-	-	525	525	-			



District 5 Aeronautics Project List

SUBJECT TO REVISION DUE TO REASONS SUCH AS FUNDING, OBLIGATION LIMITATION, PROJECT SCOPE, COST, AND POLICY/REGULATION/RULE CHANGES

Route, Location				District	Scheduled Costs (Dollars in Thousands with Match)										Lifetime Direct Costs All Programs			Notes
Key No.	Mileposts	Work, Detail		Ph	Year-Of-Expenditure Dollars (Not Current Prices)										Total	Federal	Match	
Sponsor		Program	Fund		2021	2022	2023	2024	2025	2026	2027	PREL						
Aberdeen Airport land acquisition for runway relocation																		
U36, ABERDEEN, AIRPORT FENCE				5	CN	-	-	-	-	175	-	-	-	-	175	158	17	
22540	MP 0.000 - 0.000	APT DEV, Safety			PE	-	-	-	-	-	-	-	-	-	-	-	-	
ABERDEEN		APT-MTNC	GA-APT		RW	-	-	-	-	-	-	-	-	-	-	-	-	
Aberdeen Airport construct perimeter fence																		
U10, PRESTON, AIRPORT RUNWAY REHAB				5	CN	-	7,142	-	-	-	-	-	-	-	7,142	6,428	714	
22563	MP 0.000 - 0.000	APT DEV, Facility Maintenance			PE	-	-	-	-	-	-	-	-	-	-	-	-	
FRANKLIN COUNTY		APT-MTNC	GA-APT		RW	-	-	-	-	-	-	-	-	-	-	-	-	
Design and construct runway rehab.																		
U10, PRESTON, AIRPORT PAVEMENT REHAB				5	CN	-	-	67	-	-	-	-	-	-	67	60	7	
22564	MP 0.000 - 0.000	APT DEV, Facility Maintenance			PE	-	-	-	-	-	-	-	-	-	-	-	-	
FRANKLIN COUNTY		APT-MTNC	GA-APT		RW	-	-	-	-	-	-	-	-	-	-	-	-	
Airport taxiway and apron rehabilitation.																		
U10, PRESTON, AIRPORT RUNWAY REHAB				5	CN	-	-	-	-	-	115	-	-	-	115	104	11	
22587	MP 0.000 - 0.000	APT DEV, Facility Maintenance			PE	-	-	-	-	-	-	-	-	-	-	-	-	
FRANKLIN COUNTY		APT-MTNC	GA-APT		RW	-	-	-	-	-	-	-	-	-	-	-	-	
U36, ABERDEEN, AIRPORT RUNWAY RELOCATION				5	CN	-	-	250	-	-	-	-	-	-	250	225	25	
22935	MP -	APT DEV, Facility Maintenance			PE	-	-	-	-	-	-	-	-	-	-	-	-	
ABERDEEN		APT-MTNC	GA-APT		RW	-	-	-	-	-	-	-	-	-	-	-	-	
1U7, BEAR LAKE, AIRPORT REHAB				5	CN	6,400	-	-	-	-	-	-	-	-	6,400	6,400	-	
22936	MP -	RESRF/RESTO&REHAB, Facility Mainte			PE	-	-	-	-	-	-	-	-	-	-	-	-	
BEAR LAKE COUNTY		APT-MTNC	GA-APT		RW	-	-	-	-	-	-	-	-	-	-	-	-	
PIH, POCATELLO, AIRPORT PAVEMENT MANAGEMENT				5	CN	-	-	-	-	-	-	-	-	-	-	-	-	1
22940	MP -	APT PLN, Pavement Evaluation			PE	-	50	-	-	-	-	-	-	-	50	45	5	
POCATELLO		APT-PLAN	PR-APT		RW	-	-	-	-	-	-	-	-	-	-	-	-	
PIH, POCATELLO, AIRPORT EQUIPMENT ACQUISITION				5	CN	-	833	-	-	-	-	-	-	-	833	781	52	1
22941	MP -	APT DEV, Facility Maintenance			PE	-	-	-	-	-	-	-	-	-	-	-	-	
POCATELLO		APT-MTNC	PR-APT		RW	-	-	-	-	-	-	-	-	-	-	-	-	



District 5 Aeronautics Project List

SUBJECT TO REVISION DUE TO REASONS SUCH AS FUNDING, OBLIGATION LIMITATION, PROJECT SCOPE, COST, AND POLICY/REGULATION/RULE CHANGES

Route, Location		District	Scheduled Costs (Dollars in Thousands with Match)										Lifetime Direct Costs All Programs			Notes	
Key No.	Mileposts	Work, Detail	Year-Of-Expenditure Dollars (Not Current Prices)										Total	Federal	Match		
Sponsor	Program	Fund	Ph	2021	2022	2023	2024	2025	2026	2027	PREL						
Notes: 1: Project is also shown in a Transportation Improvement Program 2: Project is being advance constructed with non-federal funds G: Project is grouped in STIP M: Project included in multiple programs B: Project addresses Federal Bridge Condition PM P: Project addresses Federal Pavement Condition PM R: Project addresses Federal Travel Time Reliability PM A: Project utilizes an alternative contracting method. W: Work zone safety priority Phases: CN - Construction, utilities, construction engineering, purchases PE - preliminary engineering by state and/or consultant forces RW - Right-Of-Way acquisition			Construction	7,553	8,308	817	2,448	3,539	1,427	-	-	-	-	-	-	-	
			Development	333	950	-	333	-	167	-	-	-	-	-	-	-	-
			Right-of-Way	525	-	-	-	-	-	-	-	-	-	-	-	-	-
			Total	8,411	9,258	817	2,781	3,539	1,594	-	-	-	-	-	-	-	-