


AVAILABLE FUNDING WITH MATCH vs. PROGRAMMED PROJECTS (AvP)
FY 2021 - 2027 DRAFT IDAHO TRANSPORTATION INVESTMENT PROGRAM
This Report should be used only during Public Involvement (data as of 06/24/2020)
Estimates of Apportionments/Allocations in \$000s with Match in Year-Of-Expenditure Dollars

Row	Program Name	Idaho Transportation Investment Program (ITIP)															
		Statewide Transportation Improvement Program (STIP)								(PREL for Locals)				FY 2027*			
		FY 2021*		FY 2022*		FY 2023*		FY 2024*		FY 2025*		FY 2026*		FY 2027*		Sum FY21-27	
Available	Program	Available	Program	Available	Program	Available	Program	Available	Program	Available	Program	Available	Program	Available	Program		
1	Pavement Preservation (Commerce)	27,546	23,495	31,389	31,576	14,200	15,852	24,740	25,815	38,477	37,422	28,609	28,298	61,683	44,391	226,644	206,848
2	Pavement Preservation (Non-Commerce)	9,684	8,196	9,534	12,681	10,833	11,029	6,894	6,720	8,473	8,074	6,202	6,533	18,000	14,218	69,620	67,450
3	Pavement Restoration	71,739	80,808	81,104	62,269	64,686	64,776	92,621	77,017	94,195	73,512	140,914	117,917	58,538	70,426	603,797	546,725
4	SHS Pavements	108,969	112,499	122,027	106,526	89,719	91,657	124,255	109,552	141,145	119,008	175,725	152,747	138,221	129,035	900,061	821,024
5	Bridge Preservation	23,522	26,565	13,611	14,506	25,640	29,097	18,722	17,413	13,139	13,121	16,389	15,000	15,721	125,006	132,813	
6	Bridge Restoration	43,479	29,264	62,779	68,684	97,080	92,785	82,406	88,877	55,370	97,783	50,396	71,947	65,000	58,648	456,510	508,079
7	SHS Bridges	67,001	55,829	76,390	83,190	122,720	121,972	101,128	106,291	68,509	110,904	65,768	88,336	80,000	74,370	581,516	640,892
8	Supporting Infrastructure Assets	7,000	7,658	7,000	7,487	7,000	7,579	7,000	7,000	7,000	7,000	7,000	7,000	7,000	7,000	49,000	50,724
9	Safety - Rest Areas	-	1,260	-	-	-	-	-	-	-	-	-	-	-	-	-	1,260
10	Safety	-	8,594	-	47,283	-	58,540	-	48,124	-	44,895	-	20,970	-	37,324	-	265,730
11	Capacity	-	75,152	-	71,856	-	50,738	-	49,035	-	47,505	-	46,035	-	50,513	-	390,834
12	Safety & Capacity	87,378	83,746	99,840	119,139	93,579	109,278	73,168	97,159	89,522	92,400	57,991	67,004	80,000	87,837	581,478	656,564
13	(Row 4+7+8+9+12) SHS Core	270,348	260,992	305,257	316,342	313,018	330,487	305,551	320,001	306,176	329,312	306,484	315,088	305,221	298,242	2,112,055	2,170,463
14	Significant Projects & Corridors	-	-	-	-	-	-	-	-	-	-	-	-	-	-	-	-
15	Formula Debt Service + Fees & Interest ¹	67,476	67,476	69,510	69,510	69,536	69,536	69,550	69,550	69,612	69,612	69,621	69,621	71,051	71,051	486,356	486,356
16	SHS Strategic	67,476	67,476	69,510	69,510	69,536	69,536	69,550	69,550	69,612	69,612	69,621	69,621	71,051	71,051	486,356	486,356
17	System Support	6,500	11,956	6,500	7,847	6,500	7,596	6,500	7,596	6,500	7,626	6,500	6,500	6,500	6,500	45,500	55,621
18	State Board Unallocated	5,000	5,000	5,000	5,000	5,000	5,000	5,000	5,000	5,000	5,000	5,000	5,000	5,000	5,000	35,000	35,000
19	SHS Other	11,500	16,956	11,500	12,847	11,500	12,596	11,500	12,596	11,500	12,626	11,500	11,500	11,500	11,500	80,500	90,621
20	Planning & Scoping	2,100	2,430	1,600	1,835	1,600	1,625	1,600	1,350	250	1,350	-	-	-	-	7,150	8,590
21	Metropolitan Planning	1,885	1,895	1,885	1,895	1,885	1,895	1,885	1,895	1,885	1,895	-	-	-	-	9,423	9,475
22	State Planning and Research	7,030	7,090	7,030	7,090	7,030	7,090	7,030	7,090	7,030	7,066	-	-	-	-	35,153	35,426
23	Hwy Planning	11,015	11,415	10,515	10,820	10,515	10,610	10,515	10,335	9,166	10,311	-	-	-	-	51,726	53,491
24	Recreational Trails	1,711	1,711	1,711	1,711	1,711	1,711	1,711	1,711	1,711	1,711	-	-	-	-	8,553	8,553
25	Transportation Alternatives (TAP)	3,822	3,322	3,822	3,518	3,822	5,180	3,822	3,822	3,822	3,822	-	-	-	-	19,109	19,664
26	Freight	10,393	13,330	10,393	7,421	10,393	9,162	10,394	-	10,394	4,336	10,394	2,988	10,394	13,767	72,755	51,003
27	Congestion Mitigation/Air Quality (CMAQ)	-	-	-	-	-	-	-	-	-	-	-	-	-	-	-	-
28	Hwy Statewide Competitive	15,925	18,363	15,925	12,650	15,926	16,053	15,926	5,533	15,926	9,869	10,394	2,988	10,394	13,767	100,417	79,222
29	STBG - Local Urban	8,831	8,892	8,831	9,002	8,831	8,831	8,831	9,329	8,831	9,329	30,000	32,598	-	-	74,155	77,374
30	STBG - Transportation Mgt Area	10,887	10,908	10,887	10,886	10,887	10,887	10,887	10,887	10,887	10,108	21,774	10,901	-	-	76,208	64,576
31	TAP - Transportation Mgt. Area	480	400	480	479	480	480	480	480	480	480	960	733	-	-	3,358	3,051
32	STBG - Local Rural	14,683	11,258	14,646	18,010	14,538	11,304	14,430	12,329	14,322	12,504	43,431	43,431	-	-	116,049	108,837
33	Bridge, Local	5,447	5,293	5,447	3,555	5,447	7,514	5,447	4,143	5,447	5,320	23,335	23,335	-	-	50,570	49,159
34	Bridge, Off System	4,085	7,014	4,085	2,612	4,085	5,251	4,085	7,489	4,085	6,029	8,654	-	-	-	29,078	37,049
35	Safety - Local	8,904	8,904	8,904	8,904	8,904	8,904	8,904	8,905	8,905	8,904	17,634	8,905	8,905	8,905	62,330	71,059
36	Safety - Railroad Crossings	2,191	3,080	2,191	1,915	2,191	1,755	2,191	1,515	2,191	2,090	2,191	2,191	2,191	2,191	15,338	14,737
37	Hwy Local	55,507	55,749	55,470	55,363	55,362	54,793	55,255	54,602	55,147	54,764	139,249	139,477	11,096	11,096	427,086	425,843
38	LHTAC Programs	33,119	32,469	33,081	33,081	32,974	32,974	32,866	32,866	32,758	32,758	84,325	93,054	8,905	8,905	258,027	266,104
39	Hwy Federal Formula & State Funds	431,772	430,951	468,177	477,531	475,857	494,072	468,297	472,617	467,527	486,494	537,248	538,674	409,261	405,655	3,258,139	3,305,997
40	High Priority (SAFETEA-LU)	-	-	-	-	-	-	-	-	-	-	-	-	-	-	-	-
41	High Priority (TEA-21)	18,426	18,426	-	-	-	-	-	-	-	-	-	-	-	-	18,426	18,426
42	Discretionary Earmarks	5,182	5,182	-	-	-	-	-	-	-	-	-	-	-	-	5,182	5,182
43	Emergency Relief	-	-	-	-	-	-	-	-	-	-	-	-	-	-	-	-
44	Federal Lands Access	13,898	11,027	13,898	17,110	13,898	18,482	13,898	17,699	13,898	1,686	-	-	-	-	69,490	66,004
45	Indian Reservation Roads	1,000	1,000	1,007	1,007	457	457	887	887	-	-	-	-	-	-	3,352	3,352
46	Other Federal Non-Formula	5,262	5,262	2,262	2,262	2,062	2,062	2,262	2,262	462	462	-	-	-	-	12,310	12,310
47	Hwy Other Federal Programs	43,768	40,897	17,167	20,379	16,417	21,001	17,047	20,848	14,360	2,148	-	-	-	-	108,760	105,274
48	Federal Non-Participating	-	-	-	-	-	-	-	-	-	-	-	-	-	-	-	-
49	Local/Private Partnership	8,170	8,170	448	448	1,964	1,964	380	380	1,835	1,835	-	-	780	780	13,577	13,577
50	Hwy Other Programs	8,170	8,170	448	448	1,964	1,964	380	380	1,835	1,835	-	-	780	780	13,577	13,577
51	GARVEE 2017 Legislative Authorization¹	78,697	78,697	-	-	-	-	-	-	-	-	-	-	-	-	78,697	78,697
52	Highways Total	562,407	558,715	485,792	498,359	494,239	517,040	485,724	493,845	483,722	490,477	537,248	538,674	410,041	406,435	3,459,172	3,503,544
53	Capital	16,925	16,925	16,730	16,730	16,163	16,163	16,420	16,420	15,823	15,823	8,393	8,393	-	-	90,454	90,454
54	Operations	55,020	55,020	27,792	27,792	27,862	27,862	27,900	27,900	27,918	27,918	2,624	2,624	-	-	169,116	169,116
55	Public Transit Total	71,945	71,945	44,522	44,522	44,025	44,025	44,320	44,320	43,741	43,741	11,017	11,017	-	-	259,570	259,570
56	New Airport Facility	5,444	5,444	13,559	13,559	5,308	5,308	9,212	9,212	7,711	7,711	-	-	150	150	46,783	46,783
57	Airport Facility Maintenance	32,275	32,275	21,277	21,277	29,751	29,751	26,373	26,373	14,042	14,042	5,399	5,399	1,500	1,500	129,267	129,267
58	Airport Planning	266	266	1,867	1,867	884	884	558	558	493	493	5,279	5,279	5,000	5,000	14,347	14,347
59	Aviation System Planning	583	583	289	289	-	-	311	311	-	-	407	407	-	-	1,590	1,590
60	Aeronautics Total	38,568	38,568	36,992	36,992	35,943	35,943	36,454	36,454	22,246	22,246	16,484	16,484	5,300	5,300	191,987	191,987
61	Grand Total	672,920	669,228	567,306	579,873	574,207	597,008	566,498	574,619	549,709	556,464	564,749	566,175	415,341	411,735	3,910,729	3,955,101

* Available estimates are to be used for planning purposes only. FFY20 is last year of FAST transportation act. FY21 and later are flat-lined at FY20 levels.

Funds expressed in Year-Of-Expenditure Dollars assuming 2% annual inflation.




Transit - Capital

Group: Transit Program (System)
Sort: ITIP

SUBJECT TO REVISION DUE TO REASONS SUCH AS FUNDING, OBLIGATION LIMITATION, PROJECT SCOPE, COST, AND POLICY/REGULATION/RULE CHANGES

Route, Location				District	Scheduled Costs (Dollars in Thousands with Match)										Lifetime Direct Costs All Programs			Notes	
Key No.	Mileposts	Work, Detail			Ph	2021	2022	2023	2024	2025	2026	2027	PREL	Total	Federal	Match			
Sponsor				Fund		Year-Of-Expenditure Dollars (Not Current Prices)													
		Program																	
LOCAL, EAST CLARK ST ADA IMPV, POCATELLO				5	CN	230	-	-	-	-	-	-	-	230	184	46	1		
ORN23042	MP -	Curb & Gutter			PE	-	-	-	-	-	-	-	-	-	-	-	-		
POCATELLO		TRNS-CAP	5310 SUrb		RW	-	-	-	-	-	-	-	-	-	-	-	-		
The project will install 120 feet of sidewalks and improve 34 ADA ramps on E Clark street from 1st to 18th.																			
TRANSIT, LEWISTON UZA BUS & BUS FACILITIES				2	CN	487	125	-	-	-	-	-	-	612	490	122	1		
14210	MP 0.000 - 0.000	Bus / Bus Shelters			PE	-	-	-	-	-	-	-	-	-	-	-	-		
LEWISTON, CITY OF		TRNS-CAP	5339 SUrb		RW	-	-	-	-	-	-	-	-	-	-	-	-		
Purchase of rolling stock for public transportation operations in Lewiston.																			
LOCAL, EAST CARTER ST ADA IMPRV, ISU				5	CN	-	131	-	-	-	-	-	-	131	105	26	1		
ORN23043	MP -	Curb & Gutter			PE	-	-	-	-	-	-	-	-	-	-	-	-		
IDAHO STATE UNIVERSITY		TRNS-CAP	5310 SUrb		RW	-	-	-	-	-	-	-	-	-	-	-	-		
The project will install sidewalks, ramps and lighting on E. Carter St from S. 5th Ave to S. 8th Ave.																			
TRANSIT, METROPOLITAN PLANNING, COMPASS				3	CN	-	-	294	-	-	-	-	-	-	-	-	1		
19144	MP 0.000 - 0.000	Metropolitan Planning			PE	294	294	294	-	-	-	-	-	882	817	65	-		
COMPASS		TRNS-CAP	5303		RW	-	-	-	-	-	-	-	-	-	-	-	-		
Metropolitan planning organization (MPO) planning funds from the Federal Transit Administration.																			
TRANSIT, POCATELLO UZA CAPITAL				5	CN	-	288	-	575	-	-	-	-	863	690	173	1		
19189	MP 0.000 - 0.000	Transit Capital			PE	-	-	-	-	-	-	-	-	-	-	-	-		
POCATELLO REGIONAL TRA		TRNS-CAP	5339 SUrb		RW	-	-	-	-	-	-	-	-	-	-	-	-		
Capital Vehicle Replacement project will purchase new buses to replace those which are beyond their useful life. An estimated 4 buses will be purchased.																			
TRANSIT, COEUR D'ALENE UZA BUSES				1	CN	294	294	294	294	294	-	-	-	1,470	1,176	294	1		
19424	MP 0.000 - 0.000	Capital Asset			PE	-	-	-	-	-	-	-	-	-	-	-	-		
KOOTENAI COUNTY		TRNS-CAP	5307 SUrb		RW	-	-	-	-	-	-	-	-	-	-	-	-		
These funds will be used to acquire replacement buses for those that have reached the end of their useful lives.																			
TRANSIT, D1 5339 BUS AND BUS FACILITY				1	CN	613	613	613	613	613	-	-	-	4,285	3,428	857			
19430	MP 0.000 - 0.000	Bus Purchase / Construction			PE	-	-	-	-	-	-	-	-	-	-	-	-		
MISCELLANEOUS		TRNS-CAP	5339 Rural		RW	-	-	-	-	-	-	-	-	-	-	-	-M		
TRANSIT, D1 5339 BUS AND BUS FACILITY				1	CN	244	244	244	244	244	-	-	-	4,285	3,428	857			
	MP 0.000 - 0.000	Bus Purchase / Construction			PE	-	-	-	-	-	-	-	-	-	-	-	-		
MISCELLANEOUS		TRNS-CAP	5339 SUrb		RW	-	-	-	-	-	-	-	-	-	-	-	-M		
Program provides capital funding to replace, rehabilitate and purchase buses and related equipment or to construct bus-related facilities in rural and small urban areas directly affecting Benewah, Bonner, Boundary, Kootenai, Shoshone counties.																			



Transit - Capital

Group: Transit Program (System)
Sort: ITIP

SUBJECT TO REVISION DUE TO REASONS SUCH AS FUNDING, OBLIGATION LIMITATION, PROJECT SCOPE, COST, AND POLICY/REGULATION/RULE CHANGES

Route, Location			District	Scheduled Costs (Dollars in Thousands with Match)									Lifetime Direct Costs All Programs			
Key No.	Mileposts	Work, Detail		Year-Of-Expenditure Dollars (Not Current Prices)									Total	Federal	Match	Notes
Sponsor	Program	Fund	Ph	2021	2022	2023	2024	2025	2026	2027	PREL					
TRANSIT, LEWISTON UZA	TRANSIT CAPITAL		2	CN	100	100	100	100	100	-	-	-	500	400	100	1
14211	MP 0.000 - 0.000	Transit Facility		PE	-	-	-	-	-	-	-	-	-	-	-	
LEWISTON, CITY OF	TRNS-CAP	5307 SUrb		RW	-	-	-	-	-	-	-	-	-	-	-	
Transit Capital Items include shelters, benches, signs, technology, and the design and construction of facilities including shelter pads, sidewalks, and other transit related facilities.																
TRANSIT, D2 5339 BUS AND BUS FACILITY			2	CN	438	438	438	438	438	-	-	-	2,578	2,062	516	
19671	MP 0.000 - 0.000	Bus Purchase / Construction		PE	-	-	-	-	-	-	-	-	-	-	-	
MISCELLANEOUS	TRNS-CAP	5339 Rural		RW	-	-	-	-	-	-	-	-	-	-	-	M
TRANSIT, D2 5339 BUS AND BUS FACILITY			2	CN	78	78	78	78	78	-	-	-	2,578	2,062	516	
	MP 0.000 - 0.000	Bus Purchase / Construction		PE	-	-	-	-	-	-	-	-	-	-	-	
MISCELLANEOUS	TRNS-CAP	5339 SUrb		RW	-	-	-	-	-	-	-	-	-	-	-	M
Program provides capital funding to replace, rehabilitate and purchase buses and related equipment or to construct bus-related facilities in rural and small urban areas directly affecting Clearwater, Idaho, Latah, Lewis, Nez Perce counties.																
TRANSIT, D3 ELDERLY AND DISABLED			3	CN	193	193	193	193	193	-	-	-	3,550	2,958	592	
19464	MP 0.000 - 0.000	Transit Operations / Capital		PE	-	-	-	-	-	-	-	-	-	-	-	
MISCELLANEOUS	TRNS-CAP	5310 Rural		RW	-	-	-	-	-	-	-	-	-	-	-	M
TRANSIT, D3 ELDERLY AND DISABLED			3	CN	517	517	517	517	517	-	-	-	3,550	2,958	592	
	MP 0.000 - 0.000	Transit Operations / Capital		PE	-	-	-	-	-	-	-	-	-	-	-	
MISCELLANEOUS	TRNS-CAP	5310 SUrb		RW	-	-	-	-	-	-	-	-	-	-	-	M
Program serves the special needs of transit-dependent senior citizens and persons with disabilities by providing funds for projects which go beyond traditional transit services (demand response) including those required under the Americans with Disabilities Act (ADA). In Ada, Adam, Boise, Canyon, Elmore, Gem, Owyhee, Payette, Valley, Washington counties.																
TRANSIT, D3 BUS & BUS FACILITIES			3	CN	963	963	963	963	963	-	-	-	6,750	5,400	1,350	
20136	MP 0.000 - 0.000	Bus Purchase / Upgrade Facility Equipm		PE	-	-	-	-	-	-	-	-	-	-	-	
MISCELLANEOUS	TRNS-CAP	5339 Rural		RW	-	-	-	-	-	-	-	-	-	-	-	M
TRANSIT, D3 BUS & BUS FACILITIES			3	CN	387	387	387	387	387	-	-	-	6,750	5,400	1,350	
	MP 0.000 - 0.000	Bus Purchase / Upgrade Facility Equipm		PE	-	-	-	-	-	-	-	-	-	-	-	
MISCELLANEOUS	TRNS-CAP	5339 SUrb		RW	-	-	-	-	-	-	-	-	-	-	-	M
Program provides capital funding to replace, rehabilitate, and purchase buses and related equipment or to construct bus-related facilities in rural and small urban areas directly affecting Adams, Valley, Washington, Payette, Boise, Canyon, Gem, and Ada counties.																
TRANSIT, D4 5310 ELDERLY AND DISABLED			4	CN	216	216	216	216	216	-	-	-	1,080	864	216	
19367	MP 0.000 - 0.000	Transit Capital		PE	-	-	-	-	-	-	-	-	-	-	-	
MISCELLANEOUS	TRNS-CAP	5310 Rural		RW	-	-	-	-	-	-	-	-	-	-	-	



Transit - Capital

SUBJECT TO REVISION DUE TO REASONS SUCH AS FUNDING, OBLIGATION LIMITATION, PROJECT SCOPE, COST, AND POLICY/REGULATION/RULE CHANGES

Route, Location		District	Scheduled Costs (Dollars in Thousands with Match)										Lifetime Direct Costs All Programs			
Key No.	Mileposts	Work, Detail	Year-Of-Expenditure Dollars (Not Current Prices)										Total	Federal	Match	Notes
Sponsor	Program	Fund	Ph	2021	2022	2023	2024	2025	2026	2027	PREL					
Program serves the special needs of transit-dependent senior citizens and persons with disabilities by providing funds for projects which go beyond traditional transit services (demand response) including those required under the Americans with Disabilities Act (ADA). In Blaine, Cassia, Gooding, Jerome, Lincoln, Minidoka, Twin Falls counties.																
TRANSIT, D4 5339 BUS AND BUS FACILITY			4	CN	1,138	1,138	1,138	1,138	1,138	-	-	-	5,688	4,550	1,138	
19735	MP 0.000 - 0.000	Bus Purchase / Construction		PE	-	-	-	-	-	-	-	-	-	-	-	
MISCELLANEOUS	TRNS-CAP	5339 Rural		RW	-	-	-	-	-	-	-	-	-	-	-	
Program provides capital funding to replace, rehabilitate and purchase buses and related equipment or to construct bus-related facilities in rural and small urban areas directly affecting Blaine, Cassia, Gooding, Jerome, Lincoln, Minidoka, Twin Falls counties.																
TRANSIT, POCATELLO UZA TRANSIT CAPITAL			5	CN	8	8	8	8	8	-	-	-	40	32	8	1
13801	MP 0.000 - 0.000	Transit Capital		PE	-	-	-	-	-	-	-	-	-	-	-	
POCATELLO REGIONAL TRA	TRNS-CAP	5307 SUrb		RW	-	-	-	-	-	-	-	-	-	-	-	
Capital Facilities Lease provides funds to lease a transfer station for the fixed transit route system.																
TRANSIT, D5 5339 BUS AND BUS FACILITY			5	CN	525	525	525	525	525	-	-	-	3,510	2,808	702	
19686	MP 0.000 - 0.000	Bus Purchase / Construction		PE	-	-	-	-	-	-	-	-	-	-	-	
MISCELLANEOUS	TRNS-CAP	5339 Rural		RW	-	-	-	-	-	-	-	-	-	-	-	M
TRANSIT, D5 5339 BUS AND BUS FACILITY			5	CN	177	177	177	177	177	-	-	-	3,510	2,808	702	
	MP 0.000 - 0.000	Bus Purchase / Construction		PE	-	-	-	-	-	-	-	-	-	-	-	
MISCELLANEOUS	TRNS-CAP	5339 SUrb		RW	-	-	-	-	-	-	-	-	-	-	-	M
Program provides capital funding to replace, rehabilitate and purchase buses and related equipment or to construct bus-related facilities in rural and small urban areas directly affecting Bannock, \ Bear Lake, Bingham, Caribou, Franklin, Oneida, Power counties.																
TRANSIT, POCATELLO UZA VEHICLE REPLACEMENT			5	CN	159	159	159	159	159	-	-	-	795	636	159	1
19755	MP 0.000 - 0.000	Transit Capital		PE	-	-	-	-	-	-	-	-	-	-	-	
POCATELLO REGIONAL TRA	TRNS-CAP	5307 SUrb		RW	-	-	-	-	-	-	-	-	-	-	-	
Capital Vehicle Replacement project will purchase new buses to replace those buses which are beyond their useful life. An estimated three buses will be purchased.																
TRANSIT, IDAHO FALLS/AMMON UZA CAPITAL OTHER			6	CN	35	35	35	35	35	-	-	-	175	140	35	1
13271	MP 0.000 - 0.000	Capital Other		PE	-	-	-	-	-	-	-	-	-	-	-	
STATE OF IDAHO (ITD)	TRNS-CAP	5307 SUrb		RW	-	-	-	-	-	-	-	-	-	-	-	
Project includes but is not limited to projected and unanticipated expenses such as shelters, bike racks, support equipment and vehicles, facility maintenance and repairs, etc.																
TRANSIT, IDAHO FALLS/AMMON UZA CAPITAL BUS			6	CN	400	400	400	400	400	-	-	-	2,000	1,600	400	1
13273	MP 0.000 - 0.000	Capital Bus		PE	-	-	-	-	-	-	-	-	-	-	-	
STATE OF IDAHO (ITD)	TRNS-CAP	5307 SUrb		RW	-	-	-	-	-	-	-	-	-	-	-	
These funds will be used to purchase buses with ramps for the fixed route system replacing the current buses that are near their useful life.																



Transit - Capital

SUBJECT TO REVISION DUE TO REASONS SUCH AS FUNDING, OBLIGATION LIMITATION, PROJECT SCOPE, COST, AND POLICY/REGULATION/RULE CHANGES

Route, Location				District	Scheduled Costs (Dollars in Thousands with Match)									Lifetime Direct Costs All Programs			Notes
Key No.	Mileposts	Work, Detail			Year-Of-Expenditure Dollars (Not Current Prices)									Total	Federal	Match	
Sponsor		Program	Fund	Ph	2021	2022	2023	2024	2025	2026	2027	PREL					
TRANSIT, D6 5339 BUS AND BUS FACILITY				6	CN	700	700	700	700	700	-	-	-	4,605	3,684	921	
19330	MP 0.000 - 0.000	Bus Purchase / Construction			PE	-	-	-	-	-	-	-	-	-	-	-	
MISCELLANEOUS		TRNS-CAP	5339 Rural		RW	-	-	-	-	-	-	-	-	-	-	-	M
TRANSIT, D6 5339 BUS AND BUS FACILITY				6	CN	221	221	221	221	221	-	-	-	4,605	3,684	921	
	MP 0.000 - 0.000	Bus Purchase / Construction			PE	-	-	-	-	-	-	-	-	-	-	-	
MISCELLANEOUS		TRNS-CAP	5339 SUrb		RW	-	-	-	-	-	-	-	-	-	-	-	M
Program provides capital funding to replace, rehabilitate and purchase buses and related equipment or to construct bus-related facilities in rural and small urban areas directly affecting Bonneville, Butte, Clark, Custer, Fremont, Jefferson, Lemhi, Madison, Teton counties.																	
TRANSIT, TRANSIT ASSET MANAGEMENT, NAMPA				3	CN	610	548	485	420	355	-	-	286	2,704	2,163	541	1
18781	MP 0.000 - 0.000	Capital Other			PE	-	-	-	-	-	-	-	-	-	-	-	
VALLEY REGIONAL TRANSIT		TRNS-CAP	5307 SUrb		RW	-	-	-	-	-	-	-	-	-	-	-	
Fund capital projects identified in the Transit Asset Management Plan in the Nampa Urbanized Area.																	
TRANSIT, TRANSIT ASSET MANAGEMENT, BOISE				3	CN	590	503	413	320	226	-	-	129	2,181	1,745	436	1
18788	MP 0.000 - 0.000	Capital Other			PE	-	-	-	-	-	-	-	-	-	-	-	
VALLEY REGIONAL TRANSIT		TRNS-CAP	5307 LUrb		RW	-	-	-	-	-	-	-	-	-	-	-	
Fund capital projects identified in the Transit Asset Management Plan in the Boise Urbanized Area.																	
TRANSIT, PLANNING & MOBILITY IMPLEMENTATION, NAMPA				3	CN	1,043	1,069	1,095	1,123	1,151	-	-	1,180	6,661	5,329	1,332	1
18842	MP 0.000 - 0.000	Mobility Management			PE	-	-	-	-	-	-	-	-	-	-	-	
VALLEY REGIONAL TRANSIT		TRNS-CAP	5307 SUrb		RW	-	-	-	-	-	-	-	-	-	-	-	
Provide program support administration, short range transit planning, and the implementation of the mobility management program in the Nampa Urbanized area.																	
TRANSIT, PLANNING & MOBILITY MGT, VRT, BOISE				3	CN	1,144	1,173	1,203	1,233	1,263	-	-	1,295	7,311	5,849	1,462	1
18854	MP 0.000 - 0.000	Mobility Management			PE	-	-	-	-	-	-	-	-	-	-	-	
VALLEY REGIONAL TRANSIT		TRNS-CAP	5307 LUrb		RW	-	-	-	-	-	-	-	-	-	-	-	
Provide program support administration, short range transit planning, and the implementation of mobility management programs for Valley Regional Transit in the Boise Urbanized area.																	
TRANSIT, PREVENTIVE MTCE & DEMAND RESPONSE, NAMPA				3	CN	538	551	565	579	594	-	-	609	3,436	2,749	687	1
18914	MP 0.000 - 0.000	Capital Maintenance			PE	-	-	-	-	-	-	-	-	-	-	-	
VALLEY REGIONAL TRANSIT		TRNS-CAP	5307 SUrb		RW	-	-	-	-	-	-	-	-	-	-	-	
Provide preventive maintenance, complementary paratransit, and fixed line to sustain vehicle and facility safety and security in the Nampa Urbanized area.																	
TRANSIT, TRANSIT ASSET MANAGEMENT, BOISE				3	CN	694	694	694	694	694	-	-	694	4,164	3,331	833	1
19122	MP 0.000 - 0.000	Capital Lease			PE	-	-	-	-	-	-	-	-	-	-	-	
VALLEY REGIONAL TRANSIT		TRNS-CAP	5339 LUrb		RW	-	-	-	-	-	-	-	-	-	-	-	
Fund capital projects identified in the Transit Asset Management Plan in the Boise Urbanized Area.																	



Transit - Capital

SUBJECT TO REVISION DUE TO REASONS SUCH AS FUNDING, OBLIGATION LIMITATION, PROJECT SCOPE, COST, AND POLICY/REGULATION/RULE CHANGES

Route, Location		District	Scheduled Costs (Dollars in Thousands with Match)										Lifetime Direct Costs All Programs				
Key No.	Mileposts	Work, Detail		Year-Of-Expenditure Dollars (Not Current Prices)										Total	Federal	Match	Notes
Sponsor	Program	Fund	Ph	2021	2022	2023	2024	2025	2026	2027	PREL						
TRANSIT, PREVENTIVE MTCE & PARATRANSIT, BOISE	3	CN	3,499	3,558	3,618	3,680	3,744	-	-	-	3,809	21,908	17,526	4,382	1		
19137	MP 0.000 - 0.000	Capital Maintenance	PE	-	-	-	-	-	-	-	-	-	-	-	-		
VALLEY REGIONAL TRANSIT	TRNS-CAP	5307 LUrb	RW	-	-	-	-	-	-	-	-	-	-	-	-		
Provide preventive maintenance and complementary paratransit operation services to sustain vehicle safety and security in the Boise Urbanized area.																	
TRANSIT, ACQUISITION OF SERVICE, BOISE	3	CN	391	391	391	391	391	-	-	-	391	2,346	1,877	469	1		
19691	MP 0.000 - 0.000	Transit Operations / Capital / Administrati	PE	-	-	-	-	-	-	-	-	-	-	-	-		
VALLEY REGIONAL TRANSIT	TRNS-CAP	5310 LUrb	RW	-	-	-	-	-	-	-	-	-	-	-	-		
Provide transportation services from local human service organizations who work with the elderly and persons with disabilities in the Boise Urbanized area.																	

Notes:
 1: Project is also shown in a Transportation Improvement Program
 2: Project is being advance constructed with non-federal funds
 G: Project is grouped in STIP
 M: Project included in multiple programs
 B: Project addresses Federal Bridge Condition PM
 P: Project addresses Federal Pavement Condition PM
 R; Project addresses Federal Travel Time Reliability PM
 A: Project utilizes an alternative contracting method.
 W: Work zone safety priority

Phases:
 CN - Construction, utilities, construction engineering, purchases
 PE - preliminary engineering by state and/or consultant forces
 RW - Right-Of-Way acquisition

Construction	16,631	16,436	15,869	16,420	15,823	-	-	8,393
Development	294	294	294	-	-	-	-	-
Right-of-Way	-	-	-	-	-	-	-	-
Total	16,925	16,730	16,163	16,420	15,823	-	-	8,393
Available	16,925	16,730	16,163	16,420	15,823	-	-	8,393
Balance	-	-	-	-	-	-	-	-



Transit - Operations

SUBJECT TO REVISION DUE TO REASONS SUCH AS FUNDING, OBLIGATION LIMITATION, PROJECT SCOPE, COST, AND POLICY/REGULATION/RULE CHANGES


Route, Location		District	Scheduled Costs (Dollars in Thousands with Match)										Lifetime Direct Costs All Programs			Notes		
Key No.	Mileposts	Work, Detail	Ph	Year-Of-Expenditure Dollars (Not Current Prices)										Total	Federal	Match		
Sponsor	Program	Fund		2021	2022	2023	2024	2025	2026	2027	PREL							
TRANSIT, D1 5311 CARES ACT ORN23054 MP - Security STATE OF IDAHO (ITD) TRNS-OPS 5311 Rural																		
			1	CN	2,867	-	-	-	-	-	-	-	-	-	2,867	2,867	-	
				PE	-	-	-	-	-	-	-	-	-	-	-	-	-	
				RW	-	-	-	-	-	-	-	-	-	-	-	-	-	
Provides operating and capital funding for Coronavirus Aid, Relief, and Economic Security in rural areas.																		
TRANSIT, D2 5311 CARES ACT ORN23055 MP - Security STATE OF IDAHO (ITD) TRNS-OPS 5311 Rural																		
			2	CN	2,048	-	-	-	-	-	-	-	-	-	2,048	2,048	-	
				PE	-	-	-	-	-	-	-	-	-	-	-	-	-	
				RW	-	-	-	-	-	-	-	-	-	-	-	-	-	
Provides operating and capital funding for Coronavirus Aid, Relief, and Economic Security in rural areas.																		
TRANSIT, D3 5311 CARES ACT ORN23057 MP - Security STATE OF IDAHO (ITD) TRNS-OPS 5311 Rural																		
			3	CN	4,506	-	-	-	-	-	-	-	-	-	4,506	4,506	-	
				PE	-	-	-	-	-	-	-	-	-	-	-	-	-	
				RW	-	-	-	-	-	-	-	-	-	-	-	-	-	
Provides operating and capital funding for Coronavirus Aid, Relief, and Economic Security in rural areas.																		
TRANSIT, D4 5311 CARES ACT ORN23059 MP - Security STATE OF IDAHO (ITD) TRNS-OPS 5311 Rural																		
			4	CN	5,325	-	-	-	-	-	-	-	-	-	5,325	5,325	-	
				PE	-	-	-	-	-	-	-	-	-	-	-	-	-	
				RW	-	-	-	-	-	-	-	-	-	-	-	-	-	
Provides operating and capital funding for Coronavirus Aid, Relief, and Economic Security in rural areas.																		
TRANSIT, POCATELLO UZA METRO PLANNING 13804 MP 0.000 - 0.000 Metropolitan Planning BANNOCK PLANNING ORGA TRNS-OPS 5303																		
			5	CN	42	-	-	-	-	-	-	-	-	-	42	38	4	1
				PE	-	-	-	-	-	-	-	-	-	-	-	-	-	
				RW	-	-	-	-	-	-	-	-	-	-	-	-	-	
Metropolitan Planning provides funds to the MPO which are include in the Unified Planning and Work Program. The projects provide transportation planning services to the region.																		
TRANSIT, D5 5311 CARES ACT ORN23060 MP - Security STATE OF IDAHO (ITD) TRNS-OPS 5311 Rural																		
			5	CN	2,458	-	-	-	-	-	-	-	-	-	2,458	2,458	-	
				PE	-	-	-	-	-	-	-	-	-	-	-	-	-	
				RW	-	-	-	-	-	-	-	-	-	-	-	-	-	
Provides operating and capital funding for Coronavirus Aid, Relief, and Economic Security in rural areas.																		
TRANSIT, D6 5311 CARES ACT ORN23061 MP - Security STATE OF IDAHO (ITD) TRNS-OPS 5311 Rural																		
			6	CN	3,277	-	-	-	-	-	-	-	-	-	3,277	3,277	-	
				PE	-	-	-	-	-	-	-	-	-	-	-	-	-	
				RW	-	-	-	-	-	-	-	-	-	-	-	-	-	
Provides operating and capital funding for Coronavirus Aid, Relief, and Economic security in rural areas.																		
TRANSIT, STWD 5311 CARES ACT INTERCITY ORN23062 MP - Security STATE OF IDAHO (ITD) TRNS-OPS 5311(f)																		
			9	CN	4,096	-	-	-	-	-	-	-	-	-	4,096	4,096	-	
				PE	-	-	-	-	-	-	-	-	-	-	-	-	-	
				RW	-	-	-	-	-	-	-	-	-	-	-	-	-	
Provides funding for intercity services that provide connections between rural areas and the larger regional systems statewide.																		



Transit - Operations

SUBJECT TO REVISION DUE TO REASONS SUCH AS FUNDING, OBLIGATION LIMITATION, PROJECT SCOPE, COST, AND POLICY/REGULATION/RULE CHANGES

Route, Location		District	Scheduled Costs (Dollars in Thousands with Match)										Lifetime Direct Costs All Programs				
Key No.	Mileposts	Work, Detail		Year-Of-Expenditure Dollars (Not Current Prices)										Total	Federal	Match	Notes
Sponsor	Program	Fund	Ph	2021	2022	2023	2024	2025	2026	2027	PREL						
TRANSIT, STWD 5311 CARES ACT ADMINISTRATION			9	CN	2,731	-	-	-	-	-	-	-	2,731	2,731	-		
ORN23063	MP -	Transit State Administration		PE	-	-	-	-	-	-	-	-	-	-	-		
STATE OF IDAHO (ITD)	TRNS-OPS	5311 Rural		RW	-	-	-	-	-	-	-	-	-	-	-		
Provides funding for the state to manage and administer grants for public transit projects.																	
TRANSIT, COEUR D'ALENE UZA METRO PLANNING			1	CN	60	60	60	60	60	-	-	-	300	240	60	1	
13238	MP 0.000 - 0.000	Metropolitan Planning		PE	-	-	-	-	-	-	-	-	-	-	-		
KOOTENAI METROPOLITAN	TRNS-OPS	5303		RW	-	-	-	-	-	-	-	-	-	-	-		
This program provides funding to support comprehensive planning for making transportation investment decisions in the metropolitan area.																	
TRANSIT, COEUR D'ALENE UZA OPERATIONS			1	CN	679	651	651	651	651	-	-	-	3,283	1,970	1,313	1	
14191	MP 0.000 - 0.000	Paratransit Operations		PE	-	-	-	-	-	-	-	-	-	-	-		
KOOTENAI COUNTY	TRNS-OPS	5307 SUrb		RW	-	-	-	-	-	-	-	-	-	-	-		
These funds will provide operating assistance to support paratransit services.																	
TRANSIT, COEUR D'ALENE UZA OPERATIONS			1	CN	1,082	1,114	1,148	1,148	1,148	-	-	-	5,640	2,820	2,820	1	
14193	MP 0.000 - 0.000	Transit Operations		PE	-	-	-	-	-	-	-	-	-	-	-		
KOOTENAI COUNTY	TRNS-OPS	5307 SUrb		RW	-	-	-	-	-	-	-	-	-	-	-		
These funds will provide operating assistance to support fixed route services.																	
TRANSIT, COEUR D'ALENE UZA FIXED ROUTE PREVENTATIV			1	CN	81	75	79	79	79	-	-	-	393	314	79	1	
19196	MP 0.000 - 0.000	Preventive Maintenance		PE	-	-	-	-	-	-	-	-	-	-	-		
KOOTENAI COUNTY	TRNS-OPS	5307 SUrb		RW	-	-	-	-	-	-	-	-	-	-	-		
These preventive maintenance funds will extend the life of the fixed route vehicle fleet.																	
TRANSIT, COEUR D'ALENE UZA SECURITY			1	CN	19	19	19	19	19	-	-	-	95	76	19	1	
19333	MP 0.000 - 0.000	Security		PE	-	-	-	-	-	-	-	-	-	-	-		
KOOTENAI COUNTY	TRNS-OPS	5307 SUrb		RW	-	-	-	-	-	-	-	-	-	-	-		
These funds will provide for route and facility security services.																	
TRANSIT, COEUR D'ALENE UZA PARATRANSIT PREVENTATIV			1	CN	56	60	60	60	60	-	-	-	296	237	59	1	
19361	MP 0.000 - 0.000	Preventive Maintenance		PE	-	-	-	-	-	-	-	-	-	-	-		
KOOTENAI COUNTY	TRNS-OPS	5307 SUrb		RW	-	-	-	-	-	-	-	-	-	-	-		
These preventive maintenance funds will extend the life of the paratransit vehicle fleet.																	
TRANSIT, D1 5311 STATEWIDE RURAL AREA FORMULA PROG			1	CN	1,648	1,648	1,648	1,648	1,648	-	-	-	8,240	5,182	3,058		
19619	MP 0.000 - 0.000	Transit Admin/Operations/PM		PE	-	-	-	-	-	-	-	-	-	-	-		
STATE OF IDAHO (ITD)	TRNS-OPS	5311 Rural		RW	-	-	-	-	-	-	-	-	-	-	-		
Program provides capital, planning, and operating assistance to support public transportation operators who provide demand response and fixed route services in rural areas with populations less than 50,000. Serving Benewah, Bonner, Boundary, Kootenai, Shoshone counties.																	



Transit - Operations

Group: Transit Program (System)
Sort: ITIP

SUBJECT TO REVISION DUE TO REASONS SUCH AS FUNDING, OBLIGATION LIMITATION, PROJECT SCOPE, COST, AND POLICY/REGULATION/RULE CHANGES


Route, Location				District	Scheduled Costs (Dollars in Thousands with Match)								Lifetime Direct Costs All Programs			Notes	
Key No.	Mileposts	Work, Detail			Year-Of-Expenditure Dollars (Not Current Prices)								Total	Federal	Match		
Sponsor		Program	Fund	Ph	2021	2022	2023	2024	2025	2026	2027	PREL					
TRANSIT, D1 ELDERLY & DISABLED				1	CN	139	139	139	139	139	-	-	-	2,310	1,640	670	
20013	MP 0.000 - 0.000	Demand Response Operations			PE	-	-	-	-	-	-	-	-	-	-	-	
MISCELLANEOUS		TRNS-OPS	5310 Rural		RW	-	-	-	-	-	-	-	-	-	-	-	M
TRANSIT, D1 ELDERLY & DISABLED				1	CN	323	323	323	323	323	-	-	-	2,310	1,640	670	
	MP 0.000 - 0.000	Demand Response Operations			PE	-	-	-	-	-	-	-	-	-	-	-	
MISCELLANEOUS		TRNS-OPS	5310 SUrb		RW	-	-	-	-	-	-	-	-	-	-	-	M
Program serves the special needs of transit-dependent senior citizens and persons with disabilities by providing funds for projects which go beyond traditional transit services (demand response) including those required under the Americans with Disabilities Act (ADA).																	
TRANSIT, COEUR D'ALENE OPERATIONS PLANNING				1	CN	94	94	94	94	94	-	-	-	470	376	94	1
20761	MP 0.000 - 0.000	Transit Planning			PE	-	-	-	-	-	-	-	-	-	-	-	
KOOTENAI COUNTY		TRNS-OPS	5307 SUrb		RW	-	-	-	-	-	-	-	-	-	-	-	
To provide planning for new routes, addition of fares and construction of the Riverstone Transit Center.																	
TRANSIT, COEUR D'ALENE OPERATIONS PLANNING. STAFF T				1	CN	9	10	9	9	9	-	-	-	46	37	9	1
20762	MP 0.000 - 0.000	Transit Planning			PE	-	-	-	-	-	-	-	-	-	-	-	
KOOTENAI COUNTY		TRNS-OPS	5307 SUrb		RW	-	-	-	-	-	-	-	-	-	-	-	
To provide Federal training for transit staff.																	
TRANSIT, LEWISTON UZA METRO PLANNING				2	CN	19	19	19	19	19	-	-	-	95	95	-	1
13771	MP 0.000 - 0.000	Metropolitan Planning			PE	-	-	-	-	-	-	-	-	-	-	-	
LEWIS-CLARK VALLEY METR		TRNS-OPS	5303		RW	-	-	-	-	-	-	-	-	-	-	-	
Metropolitan Planning provides funds to the Lewis Clark Valley Metropolitan Planning Organization which are included in the Unified Planning and Work Program. The projects provide transportation planning services to the region.																	
TRANSIT, LEWISTON UZA DEMAND RESPONSE OPERATIONS				2	CN	119	119	119	119	119	-	-	-	594	475	119	1
13772	MP 0.000 - 0.000	Demand Response Operations			PE	-	-	-	-	-	-	-	-	-	-	-	
LEWISTON, CITY OF		TRNS-OPS	5307 SUrb		RW	-	-	-	-	-	-	-	-	-	-	-	
Demand Response Operations provides door to door transit service for elderly and disabled persons in the Lewiston urban area.																	
TRANSIT, LEWISTON UZA PREVENTIVE MAINTENANCE				2	CN	81	81	81	81	81	-	-	-	406	325	81	1
13773	MP 0.000 - 0.000	Preventive Maintenance			PE	-	-	-	-	-	-	-	-	-	-	-	
LEWISTON, CITY OF		TRNS-OPS	5307 SUrb		RW	-	-	-	-	-	-	-	-	-	-	-	
Preventative Maintenance for rolling stock to support demand response and fixed route operations in the Lewiston urban area.																	
TRANSIT, LEWISTON UZA OPERATIONS				2	CN	580	580	580	580	580	-	-	-	2,900	1,450	1,450	1
13776	MP 0.000 - 0.000	Operations			PE	-	-	-	-	-	-	-	-	-	-	-	
LEWISTON, CITY OF		TRNS-OPS	5307 SUrb		RW	-	-	-	-	-	-	-	-	-	-	-	
Public Transportation Operations: Fixed route and demand response public transportation operations in Lewiston, Idaho.																	



Transit - Operations

SUBJECT TO REVISION DUE TO REASONS SUCH AS FUNDING, OBLIGATION LIMITATION, PROJECT SCOPE, COST, AND POLICY/REGULATION/RULE CHANGES

Route, Location		District	Scheduled Costs (Dollars in Thousands with Match)										Lifetime Direct Costs All Programs			Notes
Key No.	Mileposts	Work, Detail	Year-Of-Expenditure Dollars (Not Current Prices)										Total	Federal	Match	
Sponsor	Program	Fund	Ph	2021	2022	2023	2024	2025	2026	2027	PREL					
TRANSIT, D2 5311 STATEWIDE RURAL AREA FORMULA PROG	2	CN	1,177	1,177	1,177	1,177	1,177	-	-	-	-	5,885	3,878	2,007		
19698	MP 0.000 - 0.000	Transit Admin/Capital/Operations/PM	PE	-	-	-	-	-	-	-	-	-	-	-	-	
MISCELLANEOUS	TRNS-OPS	5311 Rural	RW	-	-	-	-	-	-	-	-	-	-	-		
Program provides capital, planning, and operating assistance to support public transportation operators who provide demand response and fixed route services in rural areas with populations less than 50,000. Serving Clearwater, Idaho, Latah, Lewis, Nez Perce counties.																
TRANSIT, MOBILITY FOR THE ELDERLY & DISABLED, LEWIST	2	CN	-	62	62	62	62	-	-	-	-	250	200	50	1	
19770	MP 0.000 - 0.000	Transit Operations	PE	-	-	-	-	-	-	-	-	-	-	-		
LEWIS-CLARK VALLEY METR	TRNS-OPS	5310 SUrb	RW	-	-	-	-	-	-	-	-	-	-	-		
Public Transit Operations: Demand Response Service for the elderly and disabled into/out of the Lewiston UZA. Capital: Two demand response vehicles.																
TRANSIT, D2 ELDERLY & DISABLED	2	CN	90	90	90	90	90	-	-	-	-	960	768	192		
20226	MP 0.000 - 0.000	Demand Response Operations	PE	-	-	-	-	-	-	-	-	-	-	-		
MISCELLANEOUS	TRNS-OPS	5310 Rural	RW	-	-	-	-	-	-	-	-	-	-	-	M	
TRANSIT, D2 ELDERLY & DISABLED	2	CN	102	102	102	102	102	-	-	-	-	960	768	192		
	MP 0.000 - 0.000	Demand Response Operations	PE	-	-	-	-	-	-	-	-	-	-	-		
MISCELLANEOUS	TRNS-OPS	5310 SUrb	RW	-	-	-	-	-	-	-	-	-	-	-	M	
Program serves the special needs of transit-dependent senior citizens and persons with disabilities by providing funds for projects which go beyond traditional transit services (demand response) including those required under the Americans with Disabilities Act (ADA).																
TRANSIT, D3 5311 STATEWIDE RURAL AREA FORMULA PROG	3	CN	2,589	2,589	2,589	2,589	2,589	-	-	-	-	12,945	9,056	3,889		
19380	MP 0.000 - 0.000	Transit Admin/Capital/Operations/PM	PE	-	-	-	-	-	-	-	-	-	-	-		
MISCELLANEOUS	TRNS-OPS	5311 Rural	RW	-	-	-	-	-	-	-	-	-	-	-		
Program provides capital, planning, and operating assistance to support public transportation operators who provide demand response and fixed route services in rural areas with populations less than 50,000. Serving Ada, Adams, Boise, Canyon, Elmore, Gem, Owyhee, Payette, Valley, Washington counties.																
TRANSIT, D3 ELDERLY & DISABLED	3	CN	193	193	193	193	193	-	-	-	-	3,550	2,840	710		
19981	MP 0.000 - 0.000	Demand Response Operations	PE	-	-	-	-	-	-	-	-	-	-	-		
MISCELLANEOUS	TRNS-OPS	5310 Rural	RW	-	-	-	-	-	-	-	-	-	-	-	M	
TRANSIT, D3 ELDERLY & DISABLED	3	CN	517	517	517	517	517	-	-	-	-	3,550	2,840	710		
	MP 0.000 - 0.000	Demand Response Operations	PE	-	-	-	-	-	-	-	-	-	-	-		
MISCELLANEOUS	TRNS-OPS	5310 SUrb	RW	-	-	-	-	-	-	-	-	-	-	-	M	
Program serves the special needs of transit-dependent senior citizens and persons with disabilities by providing funds for projects which go beyond traditional transit services (demand response) including those required under the Americans with Disabilities Act (ADA).																
TRANSIT, RURAL AREAS FIXED LINE SERVICE	3	CN	1,874	1,874	1,874	1,874	1,874	-	-	-	-	9,370	6,418	2,952		
19983	MP 0.000 - 0.000	Demand Response Operations	PE	-	-	-	-	-	-	-	-	-	-	-		
MISCELLANEOUS	TRNS-OPS	5311 Rural	RW	-	-	-	-	-	-	-	-	-	-	-		



Transit - Operations

Group: Transit Program (System)
Sort: ITIP

SUBJECT TO REVISION DUE TO REASONS SUCH AS FUNDING, OBLIGATION LIMITATION, PROJECT SCOPE, COST, AND POLICY/REGULATION/RULE CHANGES


Route, Location		District	Scheduled Costs (Dollars in Thousands with Match)										Lifetime Direct Costs All Programs			
Key No.	Mileposts	Work, Detail	Year-Of-Expenditure Dollars (Not Current Prices)										Total	Federal	Match	Notes
Sponsor	Program	Fund	Ph	2021	2022	2023	2024	2025	2026	2027	PREL					
Fixed line service in rural areas of Southwest Idaho, including Ada and Canyon Counties for all groups, including but not limited to, older adults, persons with disabilities, youth, low income, non-drivers, minority groups, veterans, and refugee populations. The project includes required demand response service, as well as administration, operation, preventive maintenance, and capital purchases. Various aspects of the project have different local match rates.																
TRANSIT, D4 5311 STATEWIDE RURAL AREA FORMULA PROG	4	CN	3,060	3,060	3,060	3,060	3,060	-	-	-	-	15,300	10,878	4,422		
19328	MP 0.000 - 0.000	Transit Admin/Operations/PM	PE	-	-	-	-	-	-	-	-	-	-	-	-	
MISCELLANEOUS	TRNS-OPS	5311 Rural	RW	-	-	-	-	-	-	-	-	-	-	-	-	
Program provides capital, planning, and operating assistance to support public transportation operators who provide demand response and fixed route services in rural areas with populations less than 50,000. Serving Blaine, Cassia, Gooding, Jerome, Lincoln, Minidoka, Twin Falls counties.																
TRANSIT, D4 ELDERLY & DISABLED	4	CN	216	216	216	216	216	-	-	-	-	1,080	540	540		
19976	MP 0.000 - 0.000	Demand Response Operations	PE	-	-	-	-	-	-	-	-	-	-	-	-	
MISCELLANEOUS	TRNS-OPS	5310 Rural	RW	-	-	-	-	-	-	-	-	-	-	-	-	
Program serves the special needs of transit-dependent senior citizens and persons with disabilities by providing funds for projects which go beyond traditional transit services (demand response) including those required under the Americans with Disabilities Act (ADA).																
TRANSIT, POCATELLO UZA OPERATIONS	5	CN	980	1,000	1,000	1,000	980	-	-	-	-	4,960	2,480	2,480	1	
13800	MP 0.000 - 0.000	Operations	PE	-	-	-	-	-	-	-	-	-	-	-	-	
POCATELLO REGIONAL TRA	TRNS-OPS	5307 SUrb	RW	-	-	-	-	-	-	-	-	-	-	-	-	
Operations provide funds for the day to day operations of the PRT fixed route system.																
TRANSIT, POCATELLO UZA DEMAND RESPONSE OPERATION	5	CN	250	250	250	250	250	-	-	-	-	1,250	1,000	250	1	
13802	MP 0.000 - 0.000	Demand Response Operations	PE	-	-	-	-	-	-	-	-	-	-	-	-	
POCATELLO REGIONAL TRA	TRNS-OPS	5307 SUrb	RW	-	-	-	-	-	-	-	-	-	-	-	-	
Demand Response Operations provides door to door transit service for elderly and disabled persons in the Pocatello urban area.																
TRANSIT, POCATELLO UZA PREVENTIVE MAINTENANCE	5	CN	323	323	323	323	323	-	-	-	-	1,615	1,292	323	1	
13803	MP 0.000 - 0.000	Preventive Maintenance	PE	-	-	-	-	-	-	-	-	-	-	-	-	
POCATELLO REGIONAL TRA	TRNS-OPS	5307 SUrb	RW	-	-	-	-	-	-	-	-	-	-	-	-	
Provide all maintenance costs related to vehicles including supplies, materials, labor, services, and associated costs required to preserve or extend the life of transit vehicles.																
TRANSIT, D5 5311 STATEWIDE RURAL AREA FORMULA PROG	5	CN	1,412	1,412	1,412	1,412	1,412	-	-	-	-	7,060	4,828	2,232		
19422	MP 0.000 - 0.000	Transit Admin/Operations/PM	PE	-	-	-	-	-	-	-	-	-	-	-	-	
MISCELLANEOUS	TRNS-OPS	5311 Rural	RW	-	-	-	-	-	-	-	-	-	-	-	-	
Program provides capital, planning, and operating assistance to support public transportation operators who provide demand response and fixed route services in rural areas with populations less than 50,000. Serving Bannock, Bear Lake, Bingham, Caribou, Franklin, Oneida, Power counties.																
TRANSIT, POCATELLO UZA PLANNING	5	CN	19	19	19	19	19	-	-	-	-	95	76	19	1	
19720	MP 0.000 - 0.000	Transit Planning	PE	-	-	-	-	-	-	-	-	-	-	-	-	
POCATELLO REGIONAL TRA	TRNS-OPS	5307 SUrb	RW	-	-	-	-	-	-	-	-	-	-	-	-	



Transit - Operations

SUBJECT TO REVISION DUE TO REASONS SUCH AS FUNDING, OBLIGATION LIMITATION, PROJECT SCOPE, COST, AND POLICY/REGULATION/RULE CHANGES

Route, Location		District	Scheduled Costs (Dollars in Thousands with Match)										Lifetime Direct Costs All Programs					
Key No.	Mileposts	Work, Detail			Year-Of-Expenditure Dollars (Not Current Prices)										Total	Federal	Match	Notes
Sponsor		Program	Fund	Ph	2021	2022	2023	2024	2025	2026	2027	PREL						
<p>Mobility management provides planning services to assist in coordinating transit services between the service providers and human service agencies.</p>																		
TRANSIT, D5 ELDERLY & DISABLED			5	CN	241	241	241	241	241	-	-	-	1,505	1,204	301			
20262	MP 0.000 - 0.000	Demand Response Operations		PE	-	-	-	-	-	-	-	-	-	-	-			
MISCELLANEOUS		TRNS-OPS	5310 SUrb	RW	-	-	-	-	-	-	-	-	-	-	-	M		
TRANSIT, D5 ELDERLY & DISABLED			5	CN	60	60	60	60	60	-	-	-	1,505	1,204	301			
MP 0.000 - 0.000		Demand Response Operations		PE	-	-	-	-	-	-	-	-	-	-	-			
MISCELLANEOUS		TRNS-OPS	5310 Rural	RW	-	-	-	-	-	-	-	-	-	-	-	M		
<p>Program serves the special needs of transit-dependent senior citizens and persons with disabilities by providing funds for projects which go beyond traditional transit services (demand response) including those required under the Americans with Disabilities Act (ADA).</p>																		
TRANSIT, IDAHO FALLS/AMMON UZA OPERATIONS			6	CN	440	440	440	440	440	-	-	-	2,200	1,100	1,100	1		
13268	MP 0.000 - 0.000	Operations		PE	-	-	-	-	-	-	-	-	-	-	-			
STATE OF IDAHO (ITD)		TRNS-OPS	5307 SUrb	RW	-	-	-	-	-	-	-	-	-	-	-			
<p>These funds will be used to pay the operational employees and expenses in the urbanized area and used to perform TRPTA's demand response, fixed route and paratransit services.</p>																		
TRANSIT, IDAHO FALLS/AMMON UZA PREVENTIVE MAINTENA			6	CN	200	200	200	200	200	-	-	-	1,000	800	200	1		
13269	MP 0.000 - 0.000	Preventive Maintenance		PE	-	-	-	-	-	-	-	-	-	-	-			
STATE OF IDAHO (ITD)		TRNS-OPS	5307 SUrb	RW	-	-	-	-	-	-	-	-	-	-	-			
<p>These funds will be used to pay the vehicle and facility maintenance employees and expenses in the urbanized area and used to maintain TRPTA's urbanized vehicles and main office.</p>																		
TRANSIT, IDAHO FALLS/AMMON UZA TRAINING			6	CN	30	30	30	30	30	-	-	-	150	120	30	1		
13272	MP 0.000 - 0.000	Training - Transit		PE	-	-	-	-	-	-	-	-	-	-	-			
STATE OF IDAHO (ITD)		TRNS-OPS	5307 SUrb	RW	-	-	-	-	-	-	-	-	-	-	-			
<p>These funds will be used to pay for eligible National Transit Institute (NTI) trainings for management and staff.</p>																		
TRANSIT, IDAHO FALLS/AMMON UZA PLANNING 5307			6	CN	10	10	10	10	10	-	-	-	50	40	10	1		
14304	MP 0.000 - 0.000	Planning		PE	-	-	-	-	-	-	-	-	-	-	-			
STATE OF IDAHO (ITD)		TRNS-OPS	5307 SUrb	RW	-	-	-	-	-	-	-	-	-	-	-			
<p>These funds will be used for planning expenses relevant to services as well as help determining the TRPTA Board and company structure.</p>																		
TRANSIT, IDAHO FALLS/AMMON UZA PLANNING 5303			6	CN	44	44	44	44	44	-	-	-	220	205	15	1		
14306	MP 0.000 - 0.000	Planning		PE	-	-	-	-	-	-	-	-	-	-	-			
BONNEVILLE METROPOLITA		TRNS-OPS	5303	RW	-	-	-	-	-	-	-	-	-	-	-			
<p>These funds will be used to complete administrative and transportation planning tasks within the Bonneville Metropolitan Planning Area (BMPA).</p>																		
TRANSIT, IDAHO FALLS/AMMON UZA PARATRANSIT SERVICE			6	CN	175	175	175	175	175	-	-	-	875	700	175	1		
14309	MP 0.000 - 0.000	Paratransit		PE	-	-	-	-	-	-	-	-	-	-	-			
STATE OF IDAHO (ITD)		TRNS-OPS	5307 SUrb	RW	-	-	-	-	-	-	-	-	-	-	-			




Transit - Operations

Group: Transit Program (System)
Sort: ITIP

SUBJECT TO REVISION DUE TO REASONS SUCH AS FUNDING, OBLIGATION LIMITATION, PROJECT SCOPE, COST, AND POLICY/REGULATION/RULE CHANGES

Route, Location		District	Scheduled Costs (Dollars in Thousands with Match)										Lifetime Direct Costs All Programs			
Key No.	Mileposts	Work, Detail	Year-Of-Expenditure Dollars (Not Current Prices)										Total	Federal	Match	Notes
Sponsor	Program	Fund	Ph	2021	2022	2023	2024	2025	2026	2027	PREL					
These funds will be used to pay paratransit expenses related to TRPTA's fixed routes according to ADA regulations.																
TRANSIT, D6 5311 STATEWIDE RURAL AREA FORMULA PROG	6	CN	1,883	1,883	1,883	1,883	1,883	-	-	-	-	9,415	6,120	3,295		
19314	MP 0.000 - 0.000	Transit Admin/Operations/PM	PE	-	-	-	-	-	-	-	-	-	-	-	-	
MISCELLANEOUS	TRNS-OPS	5311 Rural	RW	-	-	-	-	-	-	-	-	-	-	-		
Program provides capital, planning, and operating assistance to support public transportation operators who provide demand response and fixed route services in rural areas with populations less than 50,000. Serving Bonneville, Butte, Clair, Custer, Fremont, Jefferson, Lemhi, Madison, Teton counties.																
TRANSIT, IDAHO FALLS/AMMON UZA MOBILITY MANAGEMEN	6	CN	80	80	80	80	80	-	-	-	-	400	320	80	1	
19406	MP 0.000 - 0.000	Mobility Management	PE	-	-	-	-	-	-	-	-	-	-	-		
STATE OF IDAHO (ITD)	TRNS-OPS	5307 SUrb	RW	-	-	-	-	-	-	-	-	-	-	-		
These funds will be used to pay for expenses relevant to coordinating public transportation services with other providers as well as health and human services agencies.																
TRANSIT, IDAHO FALLS/AMMON UZA ADMINISTRATION	6	CN	240	240	240	240	240	-	-	-	-	1,200	960	240	1	
19800	MP 0.000 - 0.000	Planning	PE	-	-	-	-	-	-	-	-	-	-	-		
STATE OF IDAHO (ITD)	TRNS-OPS	5307 SUrb	RW	-	-	-	-	-	-	-	-	-	-	-		
TRANSIT, D6 ELDERLY & DISABLED	6	CN	293	293	293	293	293	-	-	-	-	1,825	1,460	365		
19835	MP 0.000 - 0.000	Demand Response Operations	PE	-	-	-	-	-	-	-	-	-	-	-		
MISCELLANEOUS	TRNS-OPS	5310 SUrb	RW	-	-	-	-	-	-	-	-	-	-	-M		
TRANSIT, D6 ELDERLY & DISABLED	6	CN	72	72	72	72	72	-	-	-	-	1,825	1,460	365		
MP 0.000 - 0.000	Demand Response Operations	PE	-	-	-	-	-	-	-	-	-	-	-	-		
MISCELLANEOUS	TRNS-OPS	5310 Rural	RW	-	-	-	-	-	-	-	-	-	-	-M		
Program serves the special needs of transit-dependent senior citizens and persons with disabilities by providing funds for projects which go beyond traditional transit services (demand response) including those required under the Americans with Disabilities Act (ADA).																
TRANSIT, IDAHO FALLS/AMMON SAFETY & SECURITY	6	CN	15	15	15	15	15	-	-	-	-	75	60	15	1	
22500	MP 0.000 - 0.000	Safety	PE	-	-	-	-	-	-	-	-	-	-	-		
STATE OF IDAHO (ITD)	TRNS-OPS	5307 SUrb	RW	-	-	-	-	-	-	-	-	-	-	-		
TRANSIT, 5311 RURAL TECHNICAL ASSISTANCE (RTAP)	9	CN	142	142	142	142	142	-	-	-	-	710	710	-		
19335	MP 0.000 - 0.000	Rural Technical Assistance	PE	-	-	-	-	-	-	-	-	-	-	-		
STATE OF IDAHO (ITD)	TRNS-OPS	5311(b)(2)	RW	-	-	-	-	-	-	-	-	-	-	-		
Program provides scholarships for training and technical assistance for rural transit providers statewide.																
TRANSIT, 5304 STATEWIDE PLANNING	9	CN	123	123	123	123	123	-	-	-	-	615	615	-		
19363	MP 0.000 - 0.000	Transit Planning	PE	-	-	-	-	-	-	-	-	-	-	-		
STATE OF IDAHO (ITD)	TRNS-OPS	5304	RW	-	-	-	-	-	-	-	-	-	-	-		
Program provides funding to support comprehensive planning for making transportation investment decisions in metropolitan areas and statewide.																



Transit - Operations

Group: Transit Program (System)
Sort: ITIP

SUBJECT TO REVISION DUE TO REASONS SUCH AS FUNDING, OBLIGATION LIMITATION, PROJECT SCOPE, COST, AND POLICY/REGULATION/RULE CHANGES

Route, Location				District	Scheduled Costs (Dollars in Thousands with Match)									Lifetime Direct Costs All Programs			Notes
Key No.	Mileposts	Work, Detail			Year-Of-Expenditure Dollars (Not Current Prices)									Total	Federal	Match	
Sponsor		Program	Fund	Ph	2021	2022	2023	2024	2025	2026	2027	PREL					
TRANSIT, 5311 INTERCITY S/W RURAL AREA FORMULA PROG	9	CN	2,354	2,354	2,354	2,354	2,354	2,354	-	-	-	-	11,770	5,885	5,885		
19550	MP 0.000 - 0.000	Transit Admin/Operations/PM		PE	-	-	-	-	-	-	-	-	-	-	-		
MISCELLANEOUS		TRNS-OPS	5311(f)	RW	-	-	-	-	-	-	-	-	-	-	-		
Program supports connections between rural areas and the larger regional systems of intercity bus services statewide.																	
TRANSIT, 5311 - STATEWIDE RURAL AREA FORMULA PROGR	9	CN	908	908	908	908	908	908	-	-	-	-	4,540	4,540	-		
19679	MP 0.000 - 0.000	Transit State Administration		PE	-	-	-	-	-	-	-	-	-	-	-		
STATE OF IDAHO (ITD)		TRNS-OPS	5311 Rural	RW	-	-	-	-	-	-	-	-	-	-	-		
Program provides funding for the State to manage and administer grants for public transportation projects in rural areas with populations less than 50,000 statewide.																	
TRANSIT, STATEWIDE ELDERLY & DISABLED ADMIN	9	CN	47	47	47	47	47	47	-	-	-	-	645	645	-		
20206	MP 0.000 - 0.000	Transit State Administration		PE	-	-	-	-	-	-	-	-	-	-	-		
STATE OF IDAHO (ITD)		TRNS-OPS	5310 Rural	RW	-	-	-	-	-	-	-	-	-	-	-	M	
TRANSIT, STATEWIDE ELDERLY & DISABLED ADMIN	9	CN	82	82	82	82	82	82	-	-	-	-	645	645	-		
	MP 0.000 - 0.000	Transit State Administration		PE	-	-	-	-	-	-	-	-	-	-	-		
STATE OF IDAHO (ITD)		TRNS-OPS	5310 SUrb	RW	-	-	-	-	-	-	-	-	-	-	-	M	
Program serves the special needs of transit-dependent senior citizens and persons with disabilities by providing funds for projects which go beyond traditional transit services (demand response) including those required under the Americans with Disabilities Act (ADA).																	
TRANSIT, OPERATIONS - FIXED LINE & MOBILITY MGT, NAMP	3	CN	1,726	1,762	1,796	1,834	1,872	-	-	-	1,910	-	10,900	5,450	5,450	1	
18786	MP 0.000 - 0.000	Transit Admin/Capital/Operations/PM		PE	-	-	-	-	-	-	-	-	-	-	-		
VALLEY REGIONAL TRANSIT		TRNS-OPS	5307 SUrb	RW	-	-	-	-	-	-	-	-	-	-	-		
Provides for fixed route and mobility management operations and services in the Nampa Urbanized Area.																	
TRANSIT, MOBILITY MGT OPERATIONS, BOISE	3	CN	714	714	714	714	714	714	-	-	-	714	4,284	2,142	2,142	1	
19041	MP 0.000 - 0.000	Mobility Management		PE	-	-	-	-	-	-	-	-	-	-	-		
VALLEY REGIONAL TRANSIT		TRNS-OPS	5307 LUrb	RW	-	-	-	-	-	-	-	-	-	-	-		
Provides operations for mobility management programs in the Boise Urbanized Area.																	
Notes:				Construction	55,020	27,792	27,862	27,900	27,918	-	-	2,624					
1: Project is also shown in a Transportation Improvement Program				Development	-	-	-	-	-	-	-	-					
2: Project is being advance constructed with non-federal funds				Right-of-Way	-	-	-	-	-	-	-	-					
G: Project is grouped in STIP																	
M: Project included in multiple programs				Total	55,020	27,792	27,862	27,900	27,918	-	-	2,624					
B: Project addresses Federal Bridge Condition PM																	
P: Project addresses Federal Pavement Condition PM																	
R: Project addresses Federal Travel Time Reliability PM																	
A: Project utilizes an alternative contracting method.																	
W: Work zone safety priority																	
Phases:				Available	55,020	27,792	27,862	27,900	27,918	-	-	2,624					
CN - Construction, utilities, construction engineering, purchases				Balance	-	-	-	-	-	-	-	-					
PE - preliminary engineering by state and/or consultant forces																	
RW - Right-Of-Way acquisition																	