ITD D5 POCATELLO HQ - ROOF REPLACEMENTS

District 5 Annex Building (B5005), Service Station (B5003) & Supply/Shop building (B5002)

POCATELLO IDAHO

ABBREVIATIONS

AE. GYP. BRD.	ACOUSTICALLY ENCHANCED GYPSUM BOARD
A.F.F.	ABOVE FINISHED FLOOR
A.T.	ACOUSTICAL TILE
A.T.B.	ALUMINIUM THERMAL BARRIER
ADJ.	ADJUSTABLE
ALUM.	ALUMINUM
B.P.	BLOCK PAINTED
BLDG.	BUILDING
BLK.	BLOCK
BLKT.	BLANKET
BRD.	BOARD
BTM.	BOTTOM
C.	CARPET
C.I.P.	CAST-IN-PLACE
C.T.	CERAMIC TILE
C.W.	COLD WATER
CLG.	CEILING
COL.	COLUMN
CONC.	CONCRETE
CONT.	CONTINUOUS
D.F.	DRINKING FOUNTAIN
DIA.	DIAMETER
DN.	DOWN
DR.	DOOR
DRWG.	DRAWING
(E)	EXISTING
EA.	EACH
E.F.S.	EXTERIOR FINISH SYSTEM
E.I.F.S.	EXT. INSUL. & FIN. SYSTEM
ELECT.	ELECTRICAL
ELEV.	ELEVATION
E.P.	ELECTRICAL PANEL
EQ.	EQUAL
EXIST.	EXISTING
EXP.	EXPANSION
EXT.	EXTERIOR
F.E.C.	FIRE EXTINGUISHER CABINET
F.F.	FINISH FLOOR
F.L.	FLOW LINE
G.B.	GRAB BAR
GND.	GROUND
GYP.	GYPSUM
H.B.	HOSE BIB
H.M.	HOLLOW METAL
JT.	JOINT
LAM.	LAMINATE
MTL.	METAL
(N)	NEW / NEW CONSTRUCTION
O.C.	ON CENTER
PART. BRD.	PARTICLE BOARD
P. L.	PROPERTY LINE
P. LAM.	PLASTIC LAMINATE
P.T.D.	PAPER TOWEL DISPENSER
PRE. FIN.	PRE-FINISHED
R.D.	ROOF DRAIN
REQ	REQUIRED
S.D.	SOAP DISPENSER
S.S.	SANITARY SEWER
SHT.	SHEET
SHTG.	SHEATING
SPEC.	SPECIFICATION
STD.	STANDARD
STL.	STEEL
SUSP.	SUSPENDED
SYS.	SYSTEM
T & G	TONGUE & GROOVE
T.B.C.	TOP BACK OF CURB
T.T.D.	TOILET TISSUE DISPENSER
T.T.J.	TIGHT TO JOIST
TYP.	TYPICAL
U.O.N.	UNLESS OTHERWISE NOTED
VERT.	VERTICAL
W/	WITH
W.	WATER
W/D	WASHER / DRYER
W.P.	WATER PROOF

PROJECT DESCRIPTION

PROJECT CONSISTS OF COMPLETE ROOF REPLACEMENT OF THE SUPPLY/SHOP BUILDING (B5002), DISTRICT 5 ANNEX BUILDING (B5005) AND SERVICE STATION (B5003) BUILDINGS LOCATED AT THE ITD DISTRICT 5 HEADQUARTERS IN POCATELLO, ID. PROJECT INCLUDES REMOVAL OF THE EXISTING ROOF SYSTEM DOWN TO THE EXISTING STRUCTURAL CONCRETE "T" ROOF DECK AND REPLACEMENT WITH NEW FULLY ADHERED SINGLE-PLY ROOFING MEMBRANE OVER 6" OF NEW RIGID INSULATION ON ALL (3) BUILDINGS. ROOF REPLACEMENTS INCLUDE NEW FLASHINGS, GUTTERS, DOWNSPOUTS, DRAINS AND MISCELLANEOUS ROOFING ACCESSORIES TO PROVIDE COMPLETE ROOF SYSTEMS ON THE BUILDINGS.

SCHEDULE OF ALTERNATES

BASE BID: SUPPLY/SHOP BUILDING (B5002)
ALL WORK ASSOCIATED WITH COMPLETE ROOF REPLACEMENT OF THE SUPPLY/SHOP BUILDING (B5002). BASE BID INCLUDES REMOVAL OF THE EXISTING ROOF SYSTEM DOWN TO THE STRUCTURAL CONCRETE "T" ROOF DECK AND REPLACEMENT WITH NEW FULLY ADHERED SINGLE-PLY ROOFING MEMBRANE OVER 6" OF NEW RIGID INSULATION. BASE BID ALSO INCLUDES ALL FLASHINGS, GUTTERS, DOWNSPOUTS, DRAINS, AND MISCELLANEOUS ROOFING ACCESSORIES TO PROVIDE A COMPLETE ROOF SYSTEM FOR THE SUPPLY/SHOP BUILDING (B5002).

ADD ALTERNATE #1: DISTRICT 5 ANNEX BUILDING (B5005)
ALL WORK ASSOCIATED WITH COMPLETE ROOF REPLACEMENT OF THE DISTRICT 5 ANNEX BUILDING (B5005). ALTERNATE INCLUDES REMOVAL OF THE EXISTING ROOF SYSTEM DOWN TO THE STRUCTURAL CONCRETE "T" ROOF DECK AND REPLACEMENT WITH NEW FULLY ADHERED SINGLE-PLY ROOFING MEMBRANE OVER 6" OF NEW RIGID INSULATION. ALTERNATE ALSO INCLUDES ALL FLASHINGS, GUTTERS, DOWNSPOUTS, DRAINS, AND MISCELLANEOUS ROOFING ACCESSORIES TO PROVIDE A COMPLETE ROOF SYSTEM FOR THE DISTRICT 5 ANNEX BUILDING (B5005).

ADD ALTERNATE #2: SERVICE STATION (B5003)
ALL WORK ASSOCIATED WITH COMPLETE ROOF REPLACEMENT OF THE SERVICE STATION (B5003). ALTERNATE INCLUDES REMOVAL OF THE EXISTING ROOF SYSTEM DOWN TO THE STRUCTURAL CONCRETE "T" ROOF DECK AND REPLACEMENT WITH NEW FULLY ADHERED SINGLE-PLY ROOFING MEMBRANE OVER 6" OF NEW RIGID INSULATION. ALTERNATE ALSO INCLUDES ALL FLASHINGS, GUTTERS, DOWNSPOUTS, DRAINS, AND MISCELLANEOUS ROOFING ACCESSORIES TO PROVIDE A COMPLETE ROOF SYSTEM FOR THE SERVICE STATION (B5003).

GENERAL NOTES

1. CONTRACTOR SHALL PROTECT AREAS OUTSIDE THE CONTRACT LIMIT LINE.

2. ALL WORKERS MUST PROVIDE THE FOLLOWING SECURITY INFORMATION:
   2.1. NAME
   2.2. CITY OF RESIDENCE
   2.3. PROOF OF CITIZENSHIP

3. CONTRACTOR SHALL COORDINATE ROOF CONSTRUCTION WITH BUILDING MANAGER.

4. ALL WASTE AND DEBRIS SHALL BE CLEARED AWAY FROM THE GROUND LEVEL AT THE END OF EACH WORK DAY. COORDINATE W/ FACILITY MANAGER FOR STORING OF CONSTRUCTION MATERIALS AND EQUIPMENT THAT ARE NOT STORED ON THE ROOF. NO MATERIAL OR EQUIPMENT SHALL INTERFERE WITH THE BUILDING ACCESS, ENTRANCES, OR WALKWAYS AT ANY TIME.

SYMBOLS

EARTH
EXISTING
WOOD STUDS
METAL STUDS
CONCRETE
CONCRETE BLOCK
BRICK VENEER
GRAVEL
BLANKET INSULATION
RIGID INSULATION
STRUCTURAL WOOD
DEMO
PLYWOOD

NEW BUILDING GRID (F)
EXIST. BUILDING GRID (6)
ELEVATION
DETAIL SYMBOL (DETAIL NUMBER / SHEET NUMBER)
DETAIL CUT (DETAIL NUMBER / SHEET NUMBER)
WALL SECTION (SECTION NUMBER / SHEET NUMBER)
BUILDING SECTION (SECTION LETTER / SHEET NUMBER)
BUILDING ELEVATION (ELEVATION NUMBER / SHEET NUMBER)
WALL ELEVATION (ELEVATION NUMBER / SHEET NUMBER)
TITLE (DRAWING NUMBER / SHEET NUMBER / SCALE)

VICINITY MAP

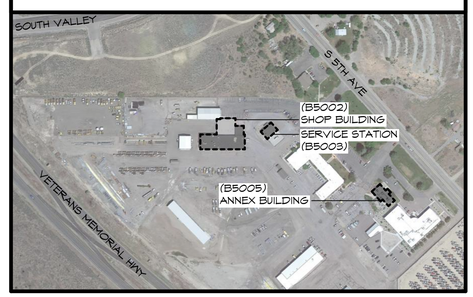

DRAWING INDEX

SHEET NUMBER	SHEET TITLE
GENERAL	
G100	COVER SHEET, INDEX OF DRAWINGS & SYMBOLS
DEMOLITION	
D100	SHOP BUILDING ROOF DEMOLITION PLAN
D101	SHOP BUILDING DEMOLITION PHOTOS
D200	SERVICE STATION ROOF DEMOLITION PLAN
D201	SERVICE STATION DEMOLITION PHOTOS
D300	ANNEX BUILDING ROOF DEMOLITION PLAN
D301	ANNEX BUILDING DEMOLITION PHOTOS
ARCHITECTURAL	
A100	SHOP BUILDING ROOF PLAN
A200	SERVICE STATION ROOF PLAN
A300	ANNEX BUILDING ROOF PLAN AND DETAILS
A400	DETAILS
A401	DETAILS
A402	DETAIL

DBS STAMP

Myers ■ Anderson
■ Architecture
■ Interior Design
■ Historic Preservation
122 South Main Street ■ Pocatello, Idaho 83204 ■ Tel. (208) 232 - 3741 ■ Fax (208) 232 - 3782
927 Main Street, Suite 300 ■ Evanston, Wyoming 82930 ■ Tel. (307) 789 - 0934

REGISTERED PROFESSIONAL ARCHITECT
AR-985241
10/26/2022
STATE OF IDAHO
RICHARD CHARLES CRESZON
AIA NCARB ASID

PROJECT:
ITD D5 POCATELLO HQ - ROOF REPLACEMENTS
POCATELLO, IDAHO

SHEET TITLE:
TITLE SHEET, INDEX OF DRAWINGS & SYMBOLS

CONTRACTOR SHALL VERIFY ALL DIMENSIONS & CONDITIONS SHOWN OR IMPLIED

DRAWING SCALE APPLIES TO 22" X 34" SHEET SIZE

REVISION	DATE

DRAWN BY: IH
CHECKED BY: RC
JOB NUMBER: –
PROJECT DATE: OCT 2022
SHEET G100

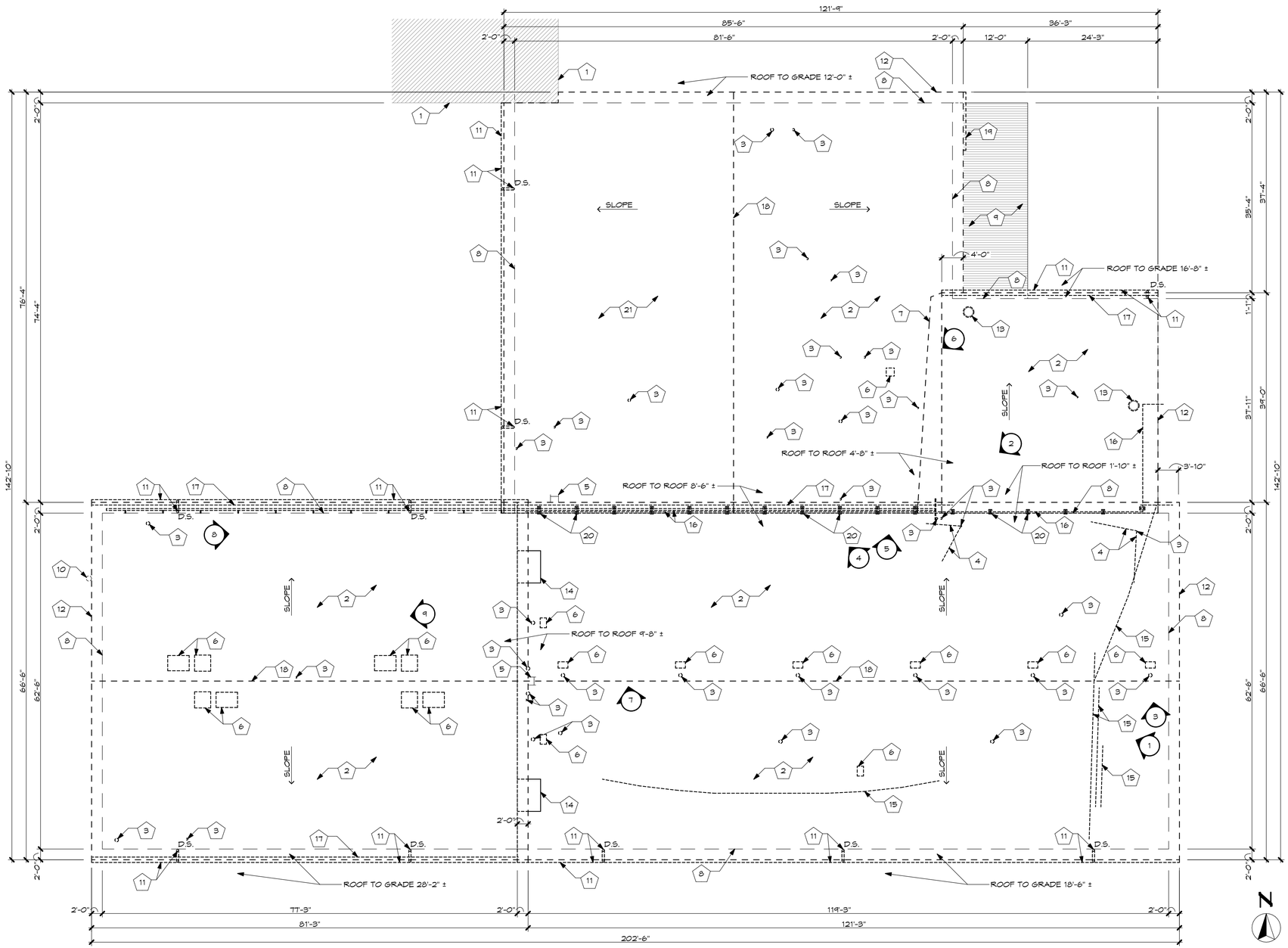

1 / D100 SHOP BUILDING ROOF DEMOLITION PLAN (BASE BID)

SCALE: 3/32" = 1'-0"

GENERAL DEMO NOTES: (THIS SHEET ONLY)

A. DIMENSIONS ARE APPROXIMATE AND FOR REFERENCE ONLY

B. CONTRACTOR SHALL KEEP ROOF AREAS CLEAN - REMOVE & DISPOSE OF ALL NAILS, SCREWS, TRASH ,SCRAP MATERIAL AND ALL LOOSE PACKAGING FROM ROOF & GROUNDS DAILY

C. CONTRACTOR SHALL COORDINATE PROJECT ACCESS AND PROJECT STAGING AREAS WITH ITD PROJECT REPRESENTATIVE

D. PROTECT ALL EXISTING AREAS AROUND BUILDING PERIMETER - ANY DAMAGED AREAS SHALL BE REPAIRED BY THE CONTRACTOR TO THE SATISFACTION OF THE OWNER AT NO ADDITIONAL COST TO THE OWNER

E. REMOVE ALL EXISTING MASTIC AND/OR ANY OTHER ASPHALT MATERIAL FROM ALL PIPES, VENTS, METAL FLASHINGS AND OTHER ITEMS IN THE AREA WHERE NEW ROOF WORK WILL BE PERFORMED

F. ALL ROOF PENETRATIONS MAY NOT BE SHOWN. REMOVE (E) FLASHINGS AND REGLETS AT EACH LOCATION AS REQ'D

G. ALL (E) GUTTERS AND (E) DOWNSPOUTS MAY NOT BE SHOWN - REMOVE AND REPLACE WITH NEW ONES AT EACH LOCATION

KEYED DEMO NOTES: (THIS SHEET ONLY)

1. (E) NEIGHBOURING BUILDING - PRESERVE AND PROTECT
2. (E) RIVER ROCK TO BE REMOVED - SALVAGE AND STOCK PILE ON SITE FOR USE BY ITD. REMOVE & DISCARD PVC ROOF MEMBRANE AND 1 1/2" PERLITE INSULATION. (E) PRECAST CONC. ROOF DECK TO REMAIN
3. (E) PIPING THROUGHOUT ROOF TO BE PROTECTED DURING CONST. - REMOVE & DISCARD (E) FLASHING BOOT. EXTEND VENT PIPING UP ENOUGH TO ACCOMODATE ADDITIONAL RIGID INSULATION WHERE REQUIRED
4. (E) ANGLE SUPPORT TO REMAIN - REMOVE & DISCARD (E) FLASHING BOOT
5. (E) STEEL ACCESS LADDER TO REMAIN
6. (E) CURB MOUNTED EXHAUST FAN OR VENT. - REMOVE AND SALVAGE FOR REINSTALLATION AS REQ'D TO REMOVE ROOFING AND INSTALL NEW ROOFING LAYERS
7. (E) ROOF CRICKET AS OCCURS TO REMAIN
8. (E) WALL UNDER ROOF AS OCCURS BELOW
9. (E) METAL ROOF AS OCCURS BELOW TO REMAIN - PRESERVE AND PROTECT
10. (E) 12" DIA. PIPE TO REMAIN - PRESERVE AND PROTECT
11. (E) GUTTER & (E) DOWNSPOUTS TO BE REMOVED
12. REMOVE & DISCARD (E) METAL FLASHING. RETAIN & PROTECT (E) WOOD NAILER AT EXTERIOR PARAPET WALL.
13. (E) LARGE DIAMETER VENT PIPE TO BE PROTECTED DURING CONST. - REMOVE & DISCARD (E) FLASHING BOOT
14. WALL MOUNTED (E) MECH. UNIT - LIFT UNIT AS REQ'D TO REMOVE ROOFING AND INSTALL NEW ROOFING LAYERS
15. LIFT (E) CABLE PIPE WITH EXTREME CAUTION AS REQ'D TO REMOVE ROOFING AND INSTALL NEW ROOFING LAYERS
16. LIFT (E) STEEL PIPE & (E) ELECTRICAL CONDUIT PIPE AS REQ'D TO REMOVE ROOFING AND INSTALL NEW ROOFING LAYERS
17. (E) FLOW THROUGH GRAVEL STOP AND DRAIN BAR TO BE REMOVED AND DISCARDED
18. (E) RIDGE TO REMAIN
19. (E) GUTTER TO BE REMOVED
20. REMOVE ALL (E) SUPPORT BLOCKING AS REQ'D TO REMOVE ROOFING AND INSTALL NEW ROOFING LAYERS - SALVAGE FOR REINSTALLATION
21. REMOVE & DISCARD PVC ROOF MEMBRANE AND 1 1/2" PERLITE INSULATION. (E) PRECAST CONC. ROOF DECK TO REMAIN

DBS STAMP

Myers ■ Anderson
■ Architecture
■ Interior Design
■ Historic Preservation
122 South Main Street ■ Pocatello, Idaho 83204 ■ Tel. (208) 232 - 3741 ■ Fax (208) 232 - 3782
927 Main Street, Suite 300 ■ Evanston, Wyoming 82930 ■ Tel. (307) 789 - 0934

REGISTERED PROFESSIONAL ARCHITECT AR-985241 10/26/2022 STATE OF IDAHO RICHARD CHARLES CRESSON

AIA NCARB ASID

PROJECT: ITD D5 POCATELLO HQ - ROOF REPLACEMENTS

POCATELLO, IDAHO

SHEET TITLE: (B5002) SHOP BUILDING ROOF DEMOLITION PLAN

CONTRACTOR SHALL VERIFY ALL DIMENSIONS & CONDITIONS SHOWN OR IMPLIED

DRAWING SCALE APPLIES TO 22" X 34" SHEET SIZE

REVISION	DATE

DRAWN BY: IH

CHECKED BY: RC

JOB NUMBER: _

PROJECT DATE: OCT 2022

SHEET D100

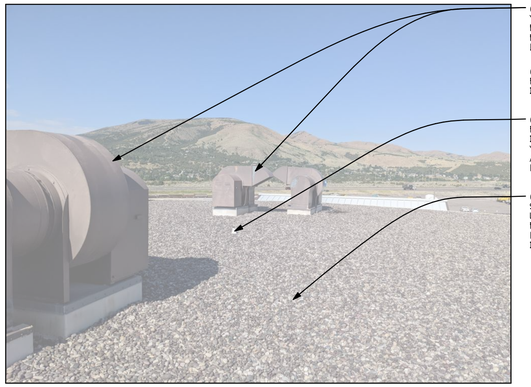

(E) CURB MOUNTED EXHAUST FAN OR VENT. - REMOVE AND SALVAGE FOR REINSTALLATION AS REQ'D TO REMOVE ROOFING AND INSTALL NEW ROOFING LAYERS

(E) LARGE DIAMETER VENT PIPE TO BE PROTECTED DURING CONST. - REMOVE & DISCARD (E) FLASHING BOOT

(E) PIPING THROUGHOUT ROOF TO BE PROTECTED DURING CONST. - REMOVE & DISCARD (E) FLASHING BOOT. EXTEND VENT PIPING UP ENOUGH TO ACCOMODATE ADDITIONAL RIGID INSULATION WHERE REQUIRED

(E) RIVER ROCK TO BE REMOVED - SALVAGE AND STOCK PILE ON SITE FOR USE BY ITD. REMOVE & DISCARD PVC ROOF MEMBRANE AND 1 1/2" PERLITE INSULATION. (E) PRECAST CONC. ROOF DECK TO REMAIN

PHOTO 9

REMOVE & DISCARD PVC ROOF MEMBRANE AND 1 1/2" PERLITE INSULATION. (E) PRECAST CONC. ROOF DECK TO REMAIN

(E) ROOF CRICKET AS OCCURS TO REMAIN

(E) CURB MOUNTED EXHAUST FAN OR VENT. - REMOVE AND SALVAGE FOR REINSTALLATION AS REQ'D TO REMOVE ROOFING AND INSTALL NEW ROOFING LAYERS

(E) PIPING THROUGHOUT ROOF TO BE PROTECTED DURING CONST. - REMOVE & DISCARD (E) FLASHING BOOT. EXTEND VENT PIPING UP ENOUGH TO ACCOMODATE ADDITIONAL RIGID INSULATION WHERE REQUIRED

REMOVE & DISCARD (E) METAL FLASHING. RETAIN & PROTECT (E) WOOD NAILER AT EXTERIOR PARAPET WALL

(E) GUTTER & (E) DOWNSPOUTS TO BE REMOVED

(E) FLOW THROUGH GRAVEL STOP AND DRAIN BAR TO BE REMOVED AND DISCARDED

PHOTO 8



REMOVE & DISCARD (E) METAL FLASHING. RETAIN & PROTECT (E) WOOD NAILER AT EXTERIOR PARAPET WALL

WALL MOUNTED (E) MECH. UNIT - LIFT UNIT AS REQ'D TO REMOVE ROOFING AND INSTALL NEW ROOFING LAYERS

(E) CURB MOUNTED EXHAUST FAN OR VENT. - REMOVE AND SALVAGE FOR REINSTALLATION AS REQ'D TO REMOVE ROOFING AND INSTALL NEW ROOFING LAYERS

(E) PIPING THROUGHOUT ROOF TO BE PROTECTED DURING CONST. - REMOVE & DISCARD (E) FLASHING BOOT

LIFT (E) STEEL PIPE & (E) ELECTRICAL CONDUIT PIPE AS REQ'D TO REMOVE ROOFING AND INSTALL NEW ROOFING LAYERS

(E) RIVER ROCK TO BE REMOVED - SALVAGE AND STOCK PILE ON SITE FOR USE BY ITD. REMOVE & DISCARD PVC ROOF MEMBRANE AND 1 1/2" PERLITE INSULATION. (E) PRECAST CONC. ROOF DECK TO REMAIN

PHOTO 7

WALL MOUNTED (E) MECH. UNIT - LIFT UNIT AS REQ'D TO REMOVE ROOFING AND INSTALL NEW ROOFING LAYERS

REMOVE & DISCARD (E) METAL FLASHING. RETAIN & PROTECT (E) WOOD NAILER AT EXTERIOR PARAPET WALL

(E) STEEL ACCESS LADDER TO REMAIN

REMOVE & DISCARD PVC ROOF MEMBRANE AND 1 1/2" PERLITE INSULATION. (E) PRECAST CONC. ROOF DECK TO REMAIN

(E) PIPING THROUGHOUT ROOF TO BE PROTECTED DURING CONST. - REMOVE & DISCARD (E) FLASHING BOOT

(E) CURB MOUNTED EXHAUST FAN OR VENT. - REMOVE AND SALVAGE FOR REINSTALLATION AS REQ'D TO REMOVE ROOFING AND INSTALL NEW ROOFING LAYERS

PHOTO 6



(E) PIPING THROUGHOUT ROOF TO BE PROTECTED DURING CONST. - REMOVE & DISCARD (E) FLASHING BOOT

(E) CURB MOUNTED EXHAUST FAN OR VENT. - REMOVE AND SALVAGE FOR REINSTALLATION AS REQ'D TO REMOVE ROOFING AND INSTALL NEW ROOFING LAYERS

REMOVE & DISCARD (E) METAL FLASHING. RETAIN & PROTECT (E) WOOD NAILER AT EXTERIOR PARAPET WALL

(E) RIVER ROCK TO BE REMOVED - SALVAGE AND STOCK PILE ON SITE FOR USE BY ITD. REMOVE & DISCARD PVC ROOF MEMBRANE AND 1 1/2" PERLITE INSULATION. (E) PRECAST CONC. ROOF DECK TO REMAIN

(E) ROOF CRICKET AS OCCURS TO REMAIN

REMOVE & DISCARD PVC ROOF MEMBRANE AND 1 1/2" PERLITE INSULATION. (E) PRECAST CONC. ROOF DECK TO REMAIN

PHOTO 5

(E) NEIGHBOURING BUILDING - PRESERVE AND PROTECT

REMOVE & DISCARD (E) FLASHING AS REQ'D TO REMOVE ROOFING AND INSTALL NEW ROOFING LAYERS

(E) PIPING THROUGHOUT ROOF TO BE PROTECTED DURING CONST. - REMOVE & DISCARD (E) FLASHING BOOT

LIFT (E) STEEL PIPE & (E) ELECTRICAL CONDUIT PIPE AS REQ'D TO REMOVE ROOFING AND INSTALL NEW ROOFING LAYERS

(E) FLOW THROUGH GRAVEL STOP AND DRAIN BAR TO BE REMOVED AND DISCARDED

(E) RIVER ROCK TO BE REMOVED - SALVAGE AND STOCK PILE ON SITE FOR USE BY ITD. REMOVE & DISCARD PVC ROOF MEMBRANE AND 1 1/2" PERLITE INSULATION. (E) PRECAST CONC. ROOF DECK TO REMAIN

REMOVE & DISCARD PVC ROOF MEMBRANE AND 1 1/2" PERLITE INSULATION. (E) PRECAST CONC. ROOF DECK TO REMAIN

PHOTO 4

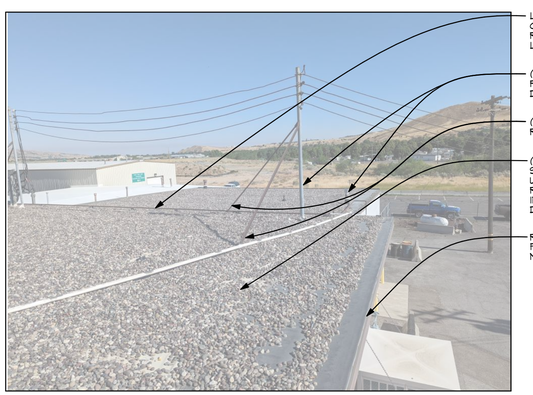

LIFT (E) CABLE PIPE WITH EXTREME CAUTION AS REQ'D TO REMOVE ROOFING AND INSTALL NEW ROOFING LAYERS

(E) PIPING THROUGHOUT ROOF TO BE PROTECTED DURING CONST. - REMOVE & DISCARD (E) FLASHING BOOT

(E) ANGLE SUPPORT TO REMAIN - REMOVE & DISCARD (E) FLASHING BOOT

(E) RIVER ROCK TO BE REMOVED - SALVAGE AND STOCK PILE ON SITE FOR USE BY ITD. REMOVE & DISCARD PVC ROOF MEMBRANE AND 1 1/2" PERLITE INSULATION. (E) PRECAST CONC. ROOF DECK TO REMAIN

REMOVE & DISCARD (E) METAL FLASHING. RETAIN & PROTECT (E) WOOD NAILER AT EXTERIOR PARAPET WALL

PHOTO 3



(E) STEEL ACCESS LADDER TO REMAIN

(E) CURB MOUNTED EXHAUST FAN OR VENT. - REMOVE AND SALVAGE FOR REINSTALLATION AS REQ'D TO REMOVE ROOFING AND INSTALL NEW ROOFING LAYERS

WALL MOUNTED (E) MECH. UNIT - LIFT UNIT AS REQ'D TO REMOVE ROOFING AND INSTALL NEW ROOFING LAYERS

(E) FLOW THROUGH GRAVEL STOP AND DRAIN BAR TO BE REMOVED AND DISCARDED

LIFT (E) STEEL PIPE & (E) ELECTRICAL CONDUIT PIPE AS REQ'D TO REMOVE ROOFING AND INSTALL NEW ROOFING LAYERS

REMOVE ALL (E) SUPPORT BLOCKING AS REQ'D TO REMOVE ROOFING AND INSTALL NEW ROOFING LAYERS - SALVAGE FOR REINSTALLATION

REMOVE & DISCARD (E) METAL FLASHING. RETAIN & PROTECT (E) WOOD NAILER AT EXTERIOR PARAPET WALL

PHOTO 2

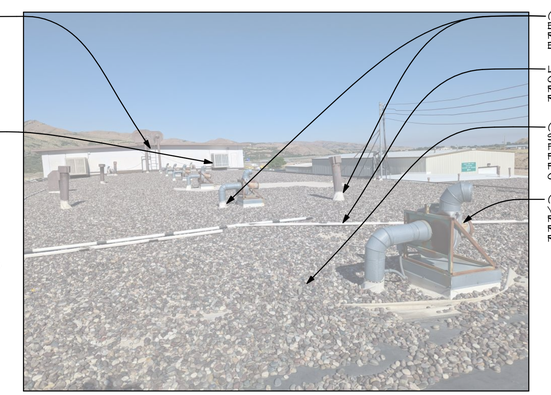

(E) PIPING THROUGHOUT ROOF TO BE PROTECTED DURING CONST. - REMOVE & DISCARD (E) FLASHING BOOT

LIFT (E) CABLE PIPE WITH EXTREME CAUTION AS REQ'D TO REMOVE ROOFING AND INSTALL NEW ROOFING LAYERS

(E) RIVER ROCK TO BE REMOVED - SALVAGE AND STOCK PILE ON SITE FOR USE BY ITD. REMOVE & DISCARD PVC ROOF MEMBRANE AND 1 1/2" PERLITE INSULATION. (E) PRECAST CONC. ROOF DECK TO REMAIN

(E) CURB MOUNTED EXHAUST FAN OR VENT. - REMOVE AND SALVAGE FOR REINSTALLATION AS REQ'D TO REMOVE ROOFING AND INSTALL NEW ROOFING LAYERS

PHOTO 1

DBS STAMP

Myers ■ Anderson

- Architecture
- Interior Design
- Historic Preservation

122 South Main Street ■ Pocatello, Idaho 83204 ■ Tel. (208) 232 - 3741 ■ Fax (208) 232 - 3782
927 Main Street, Suite 300 ■ Evanston, Wyoming 82930 ■ Tel. (307) 789 - 0934

REGISTERED PROFESSIONAL ARCHITECT
AR-985241
10/26/2022
STATE OF IDAHO
RICHARD CHARLES CRESSON
AIA NCARB ASID

PROJECT:

ITD D5 POCATELLO HQ - ROOF REPLACEMENTS

POCATELLO, IDAHO

SHEET TITLE:

(B5002) SHOP BUILDING DEMOLITION PHOTOS

CONTRACTOR SHALL VERIFY ALL DIMENSIONS & CONDITIONS SHOWN OR IMPLIED

DRAWING SCALE APPLIES TO 22" X 34" SHEET SIZE

REVISION	DATE

DRAWN BY: IH

CHECKED BY: RC

JOB NUMBER: _

PROJECT DATE: OCT 2022

SHEET D101

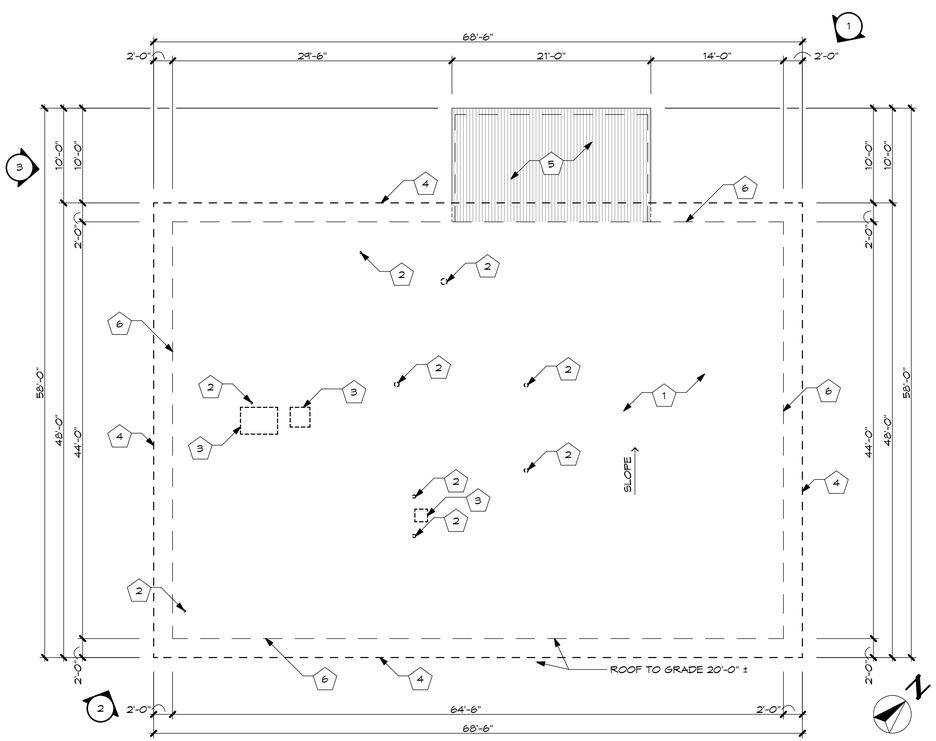

GENERAL DEMO NOTES: (THIS SHEET ONLY)

A. DIMENSIONS ARE APPROXIMATE AND FOR REFERENCE ONLY

B. CONTRACTOR SHALL KEEP ROOF AREAS CLEAN - REMOVE & DISPOSE OF ALL NAILS, SCREWS, TRASH SCRAP MATERIAL AND ALL LOOSE PACKAGING FROM ROOF & GROUNDS DAILY

C. CONTRACTOR SHALL COORDINATE PROJECT ACCESS AND PROJECT STAGING AREAS WITH ITD PROJECT REPRESENTATIVE

D. PROTECT ALL EXISTING AREAS AROUND BUILDING PERIMETER - ANY DAMAGED AREAS SHALL BE REPAIRED BY THE CONTRACTOR TO THE SATISFACTION OF THE OWNER AT NO ADDITIONAL COST TO THE OWNER

E. REMOVE ALL EXISTING MASTIC AND/OR ANY OTHER ASPHALT MATERIAL FROM ALL PIPES, VENTS, METAL FLASHINGS AND OTHER ITEMS IN THE AREA WHERE NEW ROOF WORK WILL BE PERFORMED

F. ALL ROOF PENETRATIONS MAY NOT BE SHOWN. REMOVE (E) FLASHINGS AND REGLETS AT EACH LOCATION AS REQ'D

KEYED NOTES: (THIS SHEET)

1. (E) RIVER ROCK TO BE REMOVED - SALVAGE AND STOCK PILE ON SITE FOR USE BY ITD. REMOVE & DISCARD PVC ROOF MEMBRANE AND 1 1/2" PERLITE INSULATION. (E) PRECAST CONC. ROOF DECK TO REMAIN
2. (E) PIPING THROUGHOUT ROOF TO BE PROTECTED DURING CONST. - REMOVE & DISCARD (E) FLASHING BOOT. EXTEND VENT PIPING UP ENOUGH TO ACCOMODATE ADDITIONAL RIGID INSULATION WHERE REQUIRED
3. (E) CURB MOUNTED EXHAUST FAN OR ROOF TOP UNIT - REMOVE AND SALVAGE FOR REINSTALLATION AS REQ'D TO REMOVE ROOFING AND INSTALL NEW ROOFING LAYERS
4. REMOVE & DISCARD (E) METAL FLASHING. RETAIN & PROTECT (E) WOOD NAILER AT EXTERIOR FASCIA
5. (E) METAL ROOF AS OCCURS BELOW TO REMAIN - PRESERVE AND PROTECT
6. (E) WALL UNDER ROOF AS OCCURS BELOW

1 / D200 SERVICE STATION ROOF DEMOLITION PLAN (ADD ALTERNATE #2)

SCALE: 1/8" = 1'-0"

DBS STAMP

Myers ■ Anderson
▪ Architecture
▪ Interior Design
▪ Historic Preservation
122 South Main Street ▪ Pocatello, Idaho 83204 ▪ Tel. (208) 232 - 3741 ▪ Fax (208) 232 - 3782
927 Main Street, Suite 300 ▪ Evanston, Wyoming 82930 ▪ Tel. (307) 789 - 0934

REGISTERED PROFESSIONAL ARCHITECT
AR-985241
10/26/2022
STATE OF IDAHO
RICHARD CHARLES CRESSON
AIA NCARB ASID

PROJECT:
ITD D5 POCATELLO HQ - ROOF REPLACEMENTS
POCATELLO, IDAHO

SHEET TITLE:
(B5003) SERVICE STATION ROOF DEMOLITION PLAN

CONTRACTOR SHALL VERIFY ALL DIMENSIONS & CONDITIONS SHOWN OR IMPLIED

DRAWING SCALE APPLIES TO 22" X 34" SHEET SIZE

REVISION	DATE

DRAWN BY: IH
CHECKED BY: RC
JOB NUMBER: _
PROJECT DATE: OCT 2022
SHEET D200

PHOTO 3

PHOTO 2

PHOTO 1

DBS STAMP

Myers ■ Anderson
■ Architecture
■ Interior Design
■ Historic Preservation
122 South Main Street ■ Pocatello, Idaho 83204 ■ Tel. (208) 232 - 3741 ■ Fax (208) 232 - 3782
927 Main Street, Suite 300 ■ Evanston, Wyoming 82930 ■ Tel. (307) 789 - 0934

REGISTERED PROFESSIONAL ARCHITECT
AR-985241
10/26/2022
STATE OF IDAHO
RICHARD CHARLES CREECH
AIA NCARB ASID

PROJECT:
ITD D5 POCATELLO HQ - ROOF REPLACEMENTS
POCATELLO, IDAHO

SHEET TITLE:
(B5003) SERVICE STATION DEMOLITION PHOTOS

CONTRACTOR SHALL VERIFY ALL DIMENSIONS & CONDITIONS SHOWN OR IMPLIED

DRAWING SCALE APPLIES TO 22" X 34" SHEET SIZE

REVISION	DATE

DRAWN BY: IH
CHECKED BY: RC
JOB NUMBER: –
PROJECT DATE: OCT 2022
SHEET D201

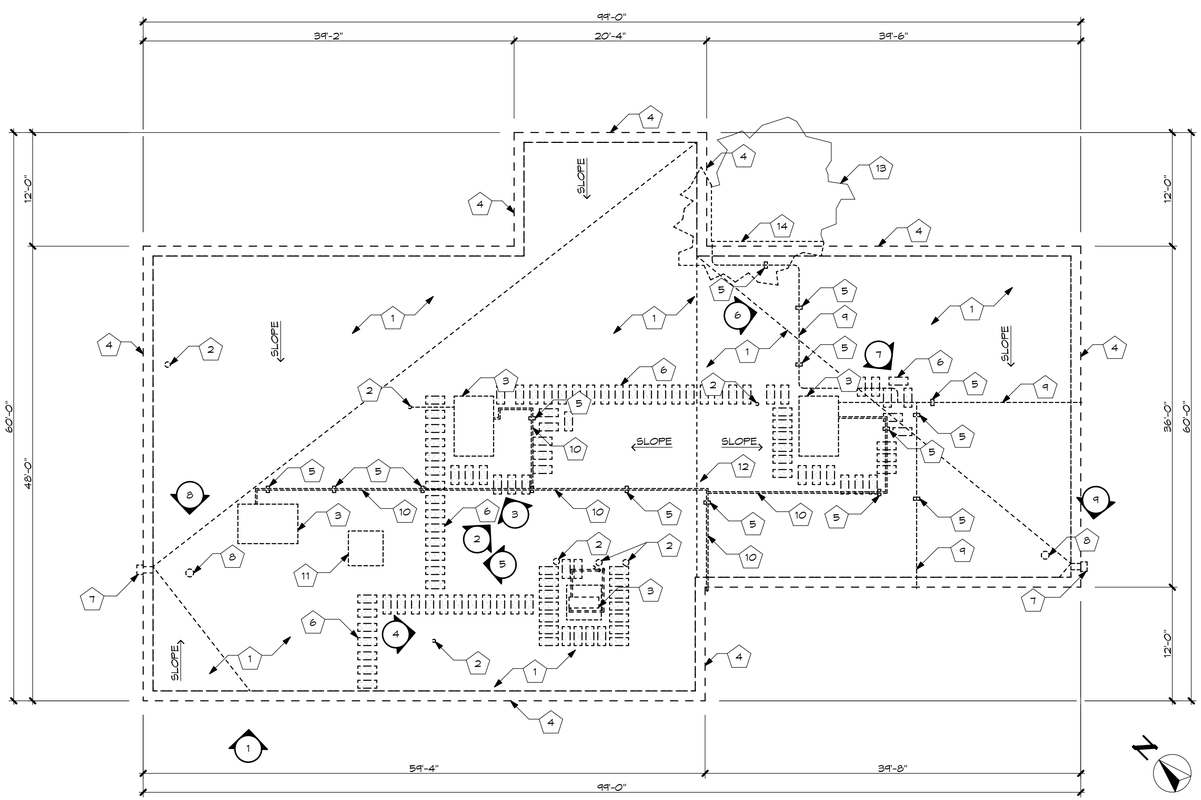

1 D300 ANNEX BUILDING ROOF DEMOLITION PLAN (ADD ALTERNATE #1)

SCALE: 1/8" = 1'-0"

GENERAL DEMO NOTES: (THIS SHEET ONLY)

A. DIMENSIONS ARE APPROXIMATE AND FOR REFERENCE ONLY

B. CONTRACTOR SHALL KEEP ROOF AREAS CLEAN - REMOVE & DISPOSE OF ALL NAILS, SCREWS, TRASH, SCRAP MATERIAL AND ALL LOOSE PACKAGING FROM ROOF & GROUNDS DAILY

C. CONTRACTOR SHALL COORDINATE PROJECT ACCESS AND PROJECT STAGING AREAS WITH ITD PROJECT REPRESENTATIVE

D. PROTECT ALL EXISTING AREAS AROUND BUILDING PERIMETER - ANY DAMAGED AREAS SHALL BE REPAIRED BY THE CONTRACTOR TO THE SATISFACTION OF THE OWNER AT NO ADDITIONAL COST TO THE OWNER

E. REMOVE ALL EXISTING MASTIC AND/OR ANY OTHER ASPHALT MATERIAL FROM ALL PIPES, VENTS, METAL FLASHINGS AND OTHER ITEMS IN THE AREA WHERE NEW ROOF WORK WILL BE PERFORMED

F. ALL ROOF PENETRATIONS MAY NOT BE SHOWN. REMOVE (E) FLASHINGS AND REGLETS AT EACH LOCATION AS REQ'D

G. SEE NEW CONSTRUCTION NOTE 'F' FOR (E) HEAT TRACE LOCATIONS.

KEYED DEMO NOTES: (THIS SH

1. REMOVE & DISCARD (E) PVC ROOF MEMBRANE AND ALL EXISTING ROOFING LAYERS DOWN TO (E) ROOF DECK. (E) ROOF DECK TO REMAIN
2. (E) PIPING THROUGHOUT ROOF TO BE PROTECTED DURING CONST. - REMOVE & DISCARD (E) FLASHING BOOT. EXTEND VENT PIPING UP ENOUGH TO ACCOMODATE ADDITIONAL RIGID INSULATION WHERE REQUIRED
3. (E) CURB MOUNTED EXHAUST FAN OR ROOF TOP UNIT - REMOVE AND SALVAGE FOR REINSTALLATION AS REQ'D FOR FLASHING REMOVAL AND INSTALLATION OF NEW FLASHING
4. REMOVE & DISCARD (E) METAL FLASHING. RETAIN & PROTECT (E) WOOD NAILER AT EXTERIOR PARAPET WALL
5. REMOVE ALL (E) SUPPORT BLOCKING AS REQ'D TO REMOVE ROOFING AND INSTALL NEW ROOFING LAYERS - SALVAGE FOR REINSTALLATION
6. REMOVE AND DISCARD ALL (E) WALKWAY PADS AS REQ'D TO REMOVE ROOFING AND INSTALL NEW ROOFING LAYERS
7. (E) SCUPPER - REMOVE & DISCARD
8. REMOVE (E) ROOF DRAIN AS REQ'D AND SALVAGE FOR REINSTALLATION
9. INDICATES (E) POWER CONDUIT ACROSS ROOFING ON BLOCKS - RAISE AS REQ'D TO REMOVE ROOFING AND INSTALL NEW ROOFING
10. INDICATES (E) METAL PIPE ACROSS ROOFING ON BLOCKS - RAISE AS REQ'D TO REMOVE ROOFING AND INSTALL NEW ROOFING
11. (E) CURB TO REMAIN - REMOVE AND DISCARD (E) ROOF MEMBRANE
12. (E) RIDGE TO REMAIN
13. (E) TREE TO REMAIN
14. TRIM (E) TREE BRANCHES BACK AWAY FROM BUILDING WALL AND ROOF A MINIMUM OF 6" ON PLAIN OF EXTERIOR WALL

DBS STAMP

Myers ■ Anderson
▪ Architecture
▪ Interior Design
▪ Historic Preservation
122 South Main Street ▪ Pocatello, Idaho 83204 ▪ Tel. (208) 232 - 3741 ▪ Fax (208) 232 - 3782
927 Main Street, Suite 300 ▪ Evanston, Wyoming 82930 ▪ Tel. (307) 789 - 0934

REGISTERED PROFESSIONAL ARCHITECT AR-985241 10/26/2022 STATE OF IDAHO RICHARD CHARLES CRESSON

AIA NCARB ASID

PROJECT:
ITD D5 POCATELLO HQ - ROOF REPLACEMENTS
POCATELLO, IDAHO

SHEET TITLE:
(B5005) ANNEX BUILDING ROOF DEMOLITION PLAN

CONTRACTOR SHALL VERIFY ALL DIMENSIONS & CONDITIONS SHOWN OR IMPLIED

DRAWING SCALE APPLIES TO 22" X 34" SHEET SIZE

REVISION	DATE

DRAWN BY: IH
CHECKED BY: RC
JOB NUMBER: _
PROJECT DATE: OCT 2022

SHEET D300

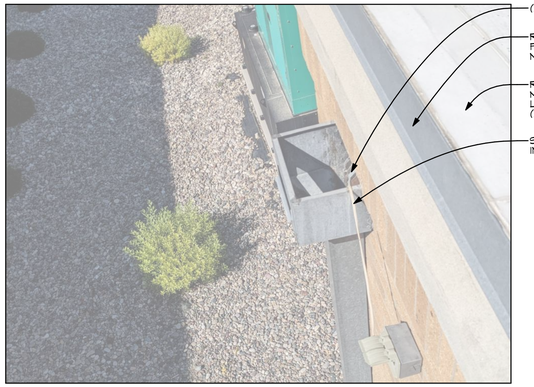

(E) SCUPPER - REMOVE & DISCARD

REMOVE & DISCARD (E) METAL FLASHING. RETAIN & PROTECT (E) WOOD NAILER AT EXTERIOR PARAPET WALL

REMOVE & DISCARD (E) PVC ROOF MEMBRANE AND ALL EXISTING ROOFING LAYERS DOWN TO (E) ROOF DECK. (E) ROOF DECK TO REMAIN

SALVAGE AND REINSTALL HEAT TRACE IN NEW DOWNSPOUT (TYP.)

PHOTO 9



REMOVE (E) ROOF DRAIN AS REQ'D AND SALVAGE FOR REINSTALLATION

(E) SCUPPER - REMOVE & DISCARD

REMOVE & DISCARD (E) PVC ROOF MEMBRANE AND ALL EXISTING ROOFING LAYERS DOWN TO (E) ROOF DECK. (E) ROOF DECK TO REMAIN

PHOTO 8



(E) SCUPPER - REMOVE & DISCARD

REMOVE (E) ROOF DRAIN AS REQ'D AND SALVAGE FOR REINSTALLATION

INDICATES (E) POWER CONDUIT ACROSS ROOFING ON BLOCKS - RAISE AS REQ'D TO REMOVE ROOFING AND INSTALL NEW ROOFING

REMOVE ALL (E) SUPPORT BLOCKING AS REQ'D TO REMOVE ROOFING AND INSTALL NEW ROOFING LAYERS - SALVAGE FOR REINSTALLATION

REMOVE ALL (E) WALKWAY PAD AS REQ'D TO REMOVE ROOFING AND INSTALL NEW ROOFING LAYERS - INSTALL NEW WALK PADS

INDICATES (E) METAL PIPE ACROSS ROOFING ON BLOCKS - RAISE AS REQ'D TO REMOVE ROOFING AND INSTALL NEW ROOFING

PHOTO 7

REMOVE ALL (E) SUPPORT BLOCKING AS REQ'D TO REMOVE ROOFING AND INSTALL NEW ROOFING LAYERS - SALVAGE FOR REINSTALLATION

INDICATES (E) POWER CONDUIT ACROSS ROOFING ON BLOCKS - RAISE AS REQ'D TO REMOVE ROOFING AND INSTALL NEW ROOFING

REMOVE & DISCARD (E) PVC ROOF MEMBRANE AND ALL EXISTING ROOFING LAYERS DOWN TO (E) ROOF DECK. (E) ROOF DECK TO REMAIN

INDICATES (E) METAL PIPE ACROSS ROOFING ON BLOCKS - RAISE AS REQ'D TO REMOVE ROOFING AND INSTALL NEW ROOFING

REMOVE ALL (E) WALKWAY PAD AS REQ'D TO REMOVE ROOFING AND INSTALL NEW ROOFING LAYERS - INSTALL NEW WALK PADS

TRIM BACK (E) TREE BRANCHES TO BE CLEAR OF ROOF

PHOTO 6

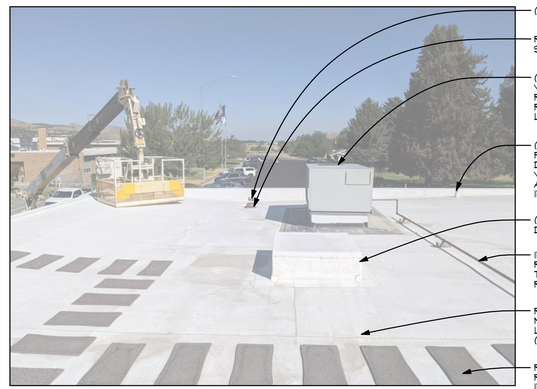

(E) SCUPPER - REMOVE & DISCARD

REMOVE (E) ROOF DRAIN AS REQ'D AND SALVAGE FOR REINSTALLATION

(E) CURB MOUNTED EXHAUST FAN OR VENT. - REMOVE AND SALVAGE FOR REINSTALLATION AS REQ'D TO REMOVE ROOFING AND INSTALL NEW ROOFING LAYERS -

(E) PIPING THROUGHOUT ROOF TO BE PROTECTED DURING CONST. - REMOVE & DISCARD (E) FLASHING BOOT. EXTEND VENT PIPING UP ENOUGH TO ACCOMODATE ADDITIONAL RIGID INSULATION WHERE REQUIRED

(E) CURB TO REMAIN - REMOVE AND DISCARD (E) ROOF MEMBRANE

INDICATES (E) METAL PIPE ACROSS ROOFING ON BLOCKS - RAISE AS REQ'D TO REMOVE ROOFING AND INSTALL NEW ROOFING

REMOVE & DISCARD (E) PVC ROOF MEMBRANE AND ALL EXISTING ROOFING LAYERS DOWN TO (E) ROOF DECK. (E) ROOF DECK TO REMAIN

REMOVE ALL (E) WALKWAY PAD AS REQ'D TO REMOVE ROOFING AND INSTALL NEW ROOFING LAYERS - INSTALL NEW WALK PADS

PHOTO 5



INDICATES (E) POWER CONDUIT ACROSS ROOFING ON BLOCKS - RAISE AS REQ'D TO REMOVE ROOFING AND INSTALL NEW ROOFING

INDICATES (E) METAL PIPE ACROSS ROOFING ON BLOCKS - RAISE AS REQ'D TO REMOVE ROOFING AND INSTALL NEW ROOFING

REMOVE & DISCARD (E) METAL FLASHING. RETAIN & PROTECT (E) WOOD NAILER AT MECH. UNITS.

(E) PIPING THROUGHOUT ROOF TO BE PROTECTED DURING CONST. - REMOVE & DISCARD (E) FLASHING BOOT

(E) CURB MOUNTED EXHAUST FAN OR VENT. - REMOVE AND SALVAGE FOR REINSTALLATION AS REQ'D TO REMOVE ROOFING AND INSTALL NEW ROOFING LAYERS

REMOVE ALL (E) WALKWAY PAD AS REQ'D TO REMOVE ROOFING AND INSTALL NEW ROOFING LAYERS - INSTALL NEW WALK PADS

REMOVE & DISCARD (E) PVC ROOF MEMBRANE AND ALL EXISTING ROOFING LAYERS DOWN TO (E) ROOF DECK. (E) ROOF DECK TO REMAIN

PHOTO 4

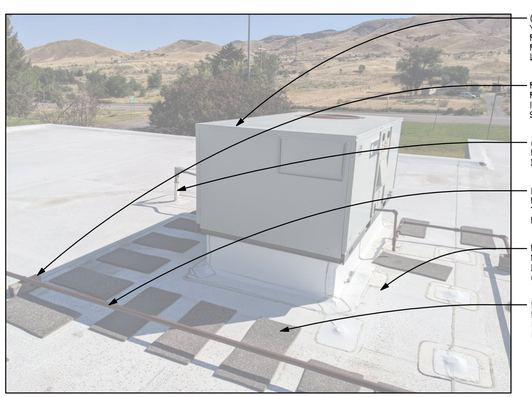

(E) CURB MOUNTED EXHAUST FAN OR VENT. - REMOVE AND SALVAGE FOR REINSTALLATION AS REQ'D TO REMOVE ROOFING AND INSTALL NEW ROOFING LAYERS

REMOVE ALL (E) SUPPORT BLOCKING AS REQ'D TO REMOVE ROOFING AND INSTALL NEW ROOFING LAYERS - SALVAGE FOR REINSTALLATION

(E) PIPING THROUGHOUT ROOF TO BE PROTECTED DURING CONST. - REMOVE & DISCARD (E) FLASHING BOOT

INDICATES (E) METAL PIPE ACROSS ROOFING ON BLOCKS - RAISE AS REQ'D TO REMOVE ROOFING AND INSTALL NEW ROOFING

REMOVE & DISCARD (E) PVC ROOF MEMBRANE AND ALL EXISTING ROOFING LAYERS DOWN TO (E) ROOF DECK. (E) ROOF DECK TO REMAIN

REMOVE ALL (E) WALKWAY PAD AS REQ'D TO REMOVE ROOFING AND INSTALL NEW ROOFING LAYERS - INSTALL NEW WALK PADS

PHOTO 3

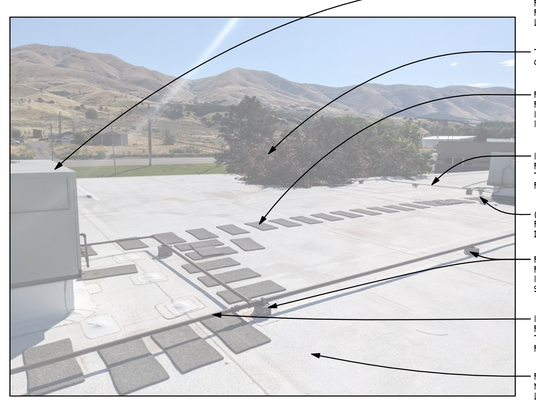

(E) CURB MOUNTED EXHAUST FAN OR VENT. - REMOVE AND SALVAGE FOR REINSTALLATION AS REQ'D TO REMOVE ROOFING AND INSTALL NEW ROOFING LAYERS

TRIM BACK (E) TREE BRANCHES TO BE CLEAR OF ROOF

REMOVE ALL (E) WALKWAY PAD AS REQ'D TO REMOVE ROOFING AND INSTALL NEW ROOFING LAYERS - INSTALL NEW WALK PADS

INDICATES (E) POWER CONDUIT ACROSS ROOFING ON BLOCKS - RAISE AS REQ'D TO REMOVE ROOFING AND INSTALL NEW ROOFING

(E) PIPING THROUGHOUT ROOF TO BE PROTECTED DURING CONST. - REMOVE & DISCARD (E) FLASHING BOOT

REMOVE ALL (E) SUPPORT BLOCKING AS REQ'D TO REMOVE ROOFING AND INSTALL NEW ROOFING LAYERS - SALVAGE FOR REINSTALLATION

INDICATES (E) METAL PIPE ACROSS ROOFING ON BLOCKS - RAISE AS REQ'D TO REMOVE ROOFING AND INSTALL NEW ROOFING

REMOVE & DISCARD (E) PVC ROOF MEMBRANE AND ALL EXISTING ROOFING LAYERS DOWN TO (E) ROOF DECK. (E) ROOF DECK TO REMAIN

PHOTO 2

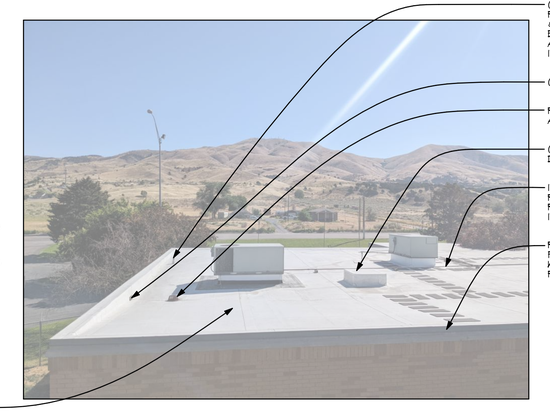

(E) PIPING THROUGHOUT ROOF TO BE PROTECTED DURING CONST. - REMOVE & DISCARD (E) FLASHING BOOT EXTEND VENT PIPING UP ENOUGH TO ACCOMODATE ADDITIONAL RIGID INSULATION WHERE REQUIRED

(E) SCUPPER - REMOVE & DISCARD

REMOVE (E) ROOF DRAIN AS REQ'D AND SALVAGE FOR REINSTALLATION

(E) CURB TO REMAIN - REMOVE AND DISCARD (E) ROOF MEMBRANE

INDICATES (E) METAL PIPE ACROSS ROOFING ON BLOCKS - RAISE AS REQ'D TO REMOVE ROOFING AND INSTALL NEW ROOFING

REMOVE & DISCARD (E) METAL FLASHING. RETAIN & PROTECT (E) WOOD NAILER AT EXTERIOR PARAPET WALL

PHOTO 1

Myers ■ Anderson

▪ Architecture
▪ Interior Design
▪ Historic Preservation

122 South Main Street ▪ Pocatello, Idaho 83204 ▪ Tel. (208) 232 - 3741 ▪ Fax (208) 232 - 3782
927 Main Street, Suite 300 ▪ Evanston, Wyoming 82930 ▪ Tel. (307) 789 - 0934

REGISTERED PROFESSIONAL ARCHITECT
AR-985241
10/26/2022
STATE OF IDAHO
RICHARD CHARLES GREGSON

AIA NCARB ASID

PROJECT:

ITD D5 POCATELLO HQ - ROOF REPLACEMENTS

POCATELLO, IDAHO

SHEET TITLE:

(B5005) ANNEX BUILDING DEMOLITION PHOTOS

CONTRACTOR SHALL VERIFY ALL DIMENSIONS & CONDITIONS SHOWN OR IMPLIED

DRAWING SCALE APPLIES TO 22" X 34" SHEET SIZE

REVISION	DATE

DRAWN BY: IH

CHECKED BY: RG

JOB NUMBER: --

PROJECT DATE: OCT 2022

SHEET **D301**

DBS STAMP

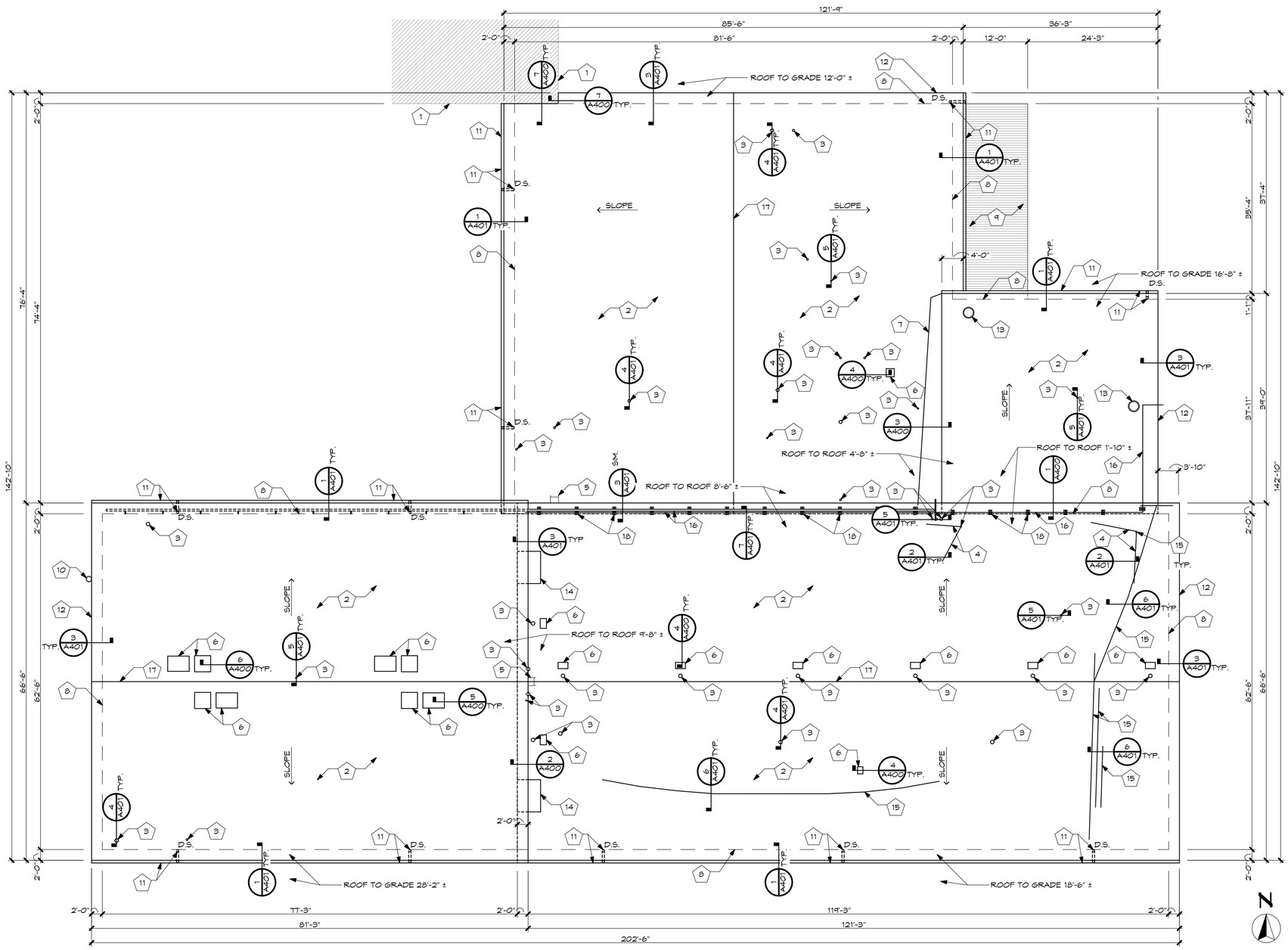

1 / A100 SHOP BUILDING ROOF PLAN (BASE BID) SCALE: 3/32" = 1'-0"

GENERAL NOTES: (THIS SHEET ONLY)

A. DIMENSIONS ARE APPROXIMATE AND FOR REFERENCE ONLY

B. CONTRACTOR SHALL KEEP ROOF AREAS CLEAN- REMOVE & DISPOSE OF ALL NAILS, SCREWS, TRASH, SCRAP MATERIAL AND ALL LOOSE PACKAGING FROM ROOF & GROUNDS DAILY

C. CONTRACTOR SHALL COORDINATE PROJECT ACCESS AND PROJECT STAGING AREAS WITH ITD PROJECT REPRESENTATIVE

D. PROTECT ALL EXISTING AREAS AROUND BUILDING PERIMETER - ANY DAMAGED AREAS SHALL BE REPAIRED BY THE CONTRACTOR TO THE SATISFACTION OF THE OWNER AT NO ADDITIONAL COST TO THE OWNER

E. INSTALL NEW FLASHINGS AND REGLETS AT EACH LOCATION AS REQ'D

KEYED NOTES: (THIS SHEET ONLY)

1. (E) NEIGHBOURING BUILDING - PRESERVE AND PROTECT
2. NEW MECHANICALLY ATTACHED SINGLE-PLY TPO MEMBRANE OVER NEW 6" RIGID INSULATION. (E) PRECAST CONC. ROOF DECK TO REMAIN
3. (E) PIPING THROUGHOUT ROOF TO BE PROTECTED DURING CONST. - INSTALL NEW BOOT FLASHING - SEE DET. 4/A401 & 5/A401
4. (E) ANGLE SUPPORT TO REMAIN - SEE DET. 2/A401
5. (E) STEEL ACCESS LADDER TO REMAIN
6. (E) CURB MOUNTED EXHAUST FAN OR VENT. - REINSTALL AFTER NEW FLASHING INSTALL - SEE DET. 6/A400
7. (E) ROOF CRICKET AS OCCURS TO REMAIN - SEE DET. 3/A400
8. (E) WALL UNDER ROOF AS OCCURS BELOW
9. (E) METAL ROOF AS OCCURS BELOW TO REMAIN - PRESERVE AND PROTECT
10. (E) 12" DIA. PIPE TO REMAIN - PRESERVE AND PROTECT
11. INSTALL (N) GUTTER AND (N) DOWNSPOUTS - SEE DET. 1/A401
12. INSTALL NEW METAL FLASHING OVER (E) WOOD NAILER AT EXTERIOR PARAPET WALL - SEE DET. 3/A401
13. (E) LARGE DIAMETER VENT PIPE - REINSTALL AFTER NEW FLASHING INSTALL
14. WALL MOUNTED (E) MECH. UNIT - LIFT AS REQ'D TO INSTALL NEW ROOFING LAYERS
15. (E) ELECT. CONDUIT TO BE RE-ATTACHED TO NEW ROOF MEMBRANE - SEE DET. 6/A401
16. REINSTALL (E) STEEL PIPE & (E) ELECTRICAL CONDUIT PIPE ON SALVAGED AND NEW BLOCKS - SEE DET. 7/A401
17. (E) RIDGE TO REMAIN
18. INSTALL SALVAGED AND NEW BLOCKINGS AS REQ'D AFTER INSTALLATION OF NEW ROOFING LAYERS

DBS STAMP

Myers ■ Anderson
■ Architecture
■ Interior Design
■ Historic Preservation
122 South Main Street ■ Pocatello, Idaho 83204 ■ Tel. (208) 232 - 3741 ■ Fax (208) 232 - 3782
927 Main Street, Suite 300 ■ Evanston, Wyoming 82930 ■ Tel. (307) 789 - 0934

REGISTERED PROFESSIONAL ARCHITECT AR-985241 10/26/2022 STATE OF IDAHO RICHARD CHARLES GREGSON

AIA NCARB ASID

PROJECT:
ITD D5 POCATELLO HQ - ROOF REPLACEMENTS
POCATELLO, IDAHO

SHEET TITLE:
(B5002) SHOP BUILDING ROOF PLAN

CONTRACTOR SHALL VERIFY ALL DIMENSIONS & CONDITIONS SHOWN OR IMPLIED

DRAWING SCALE APPLIES TO 22" X 34" SHEET SIZE

REVISION	DATE

DRAWN BY: IH
CHECKED BY: RG
JOB NUMBER: –
PROJECT DATE: OCT 2022
SHEET A100

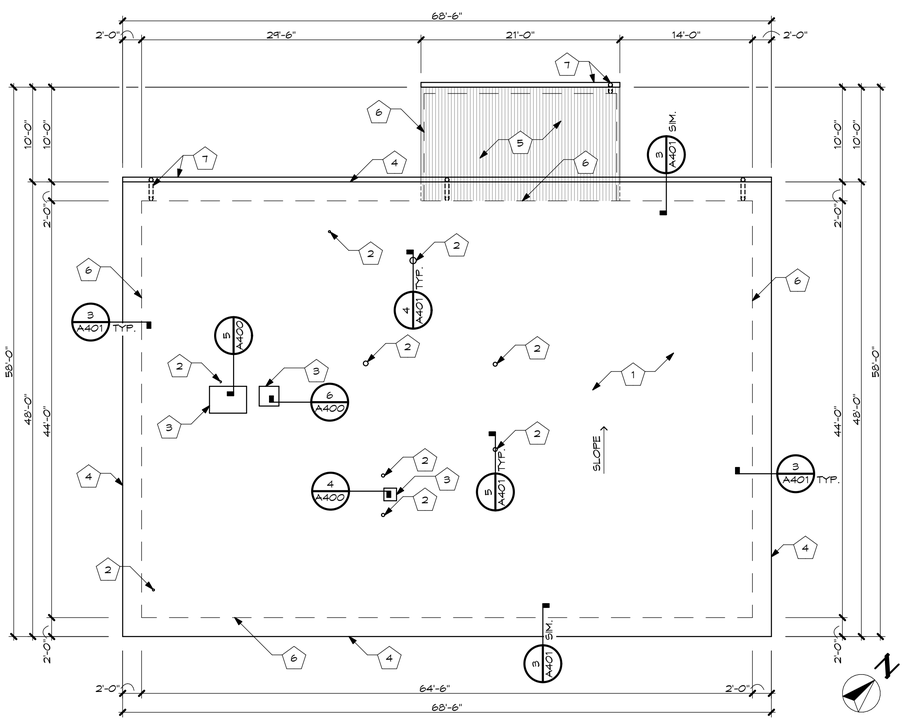

GENERAL NOTES: (THIS SHEET ONLY)

A. DIMENSIONS ARE APPROXIMATE AND FOR REFERENCE ONLY

B. CONTRACTOR SHALL KEEP ROOF AREAS CLEAN- REMOVE & DISPOSE OF ALL NAILS, SCREWS, TRASH, SCRAP MATERIAL AND ALL LOOSE PACKAGING FROM ROOF & GROUNDS DAILY

C. CONTRACTOR SHALL COORDINATE PROJECT ACCESS AND PROJECT STAGING AREAS WITH ITD PROJECT REPRESENTATIVE

D. PROTECT ALL EXISTING AREAS AROUND BUILDING PERIMETER - ANY DAMAGED AREAS SHALL BE REPAIRED BY THE CONTRACTOR TO THE SATISFACTION OF THE OWNER AT NO ADDITIONAL COST TO THE OWNER

E. INSTALL NEW FLASHINGS AND REGLETS AT EACH LOCATION AS REQ'D

KEYED NOTES: (THIS SHEET ONLY)

1. NEW MECHANICALLY ATTACHED SINGLE-PLY TPO MEMBRANE OVER NEW 6" RIGID INSULATION. (E) PRECAST CONC. ROOF DECK TO REMAIN
2. (E) PIPING THROUGHOUT ROOF TO BE PROTECTED DURING CONST. - INSTALL NEW BOOT FLASHING - SEE DET. 4/A401 & 5/A401
3. (E) CURB MOUNTED EXHAUST FAN OR VENT. - REINSTALL AFTER NEW FLASHING INSTALL - SEE DET. 4,5&6/A400
4. NEW MECHANICALLY ATTACHED SINGLE-PLY TPO MEMBRANE AT (E) FASCIA - SEE DET. 3/A401
5. METAL ROOF AS OCCURS TO REMAIN
6. (E) WALL UNDER ROOF AS OCCURS BELOW
7. INSTALL (N) GUTTER AND (N) DOWNSPOUTS - SEE DET. 1/A401

1 / A200 SERVICE STATION ROOF PLAN (ADD ALTERNATE #2) SCALE: 1/8" = 1'-0"

DBS STAMP

Myers ■ Anderson
■ Architecture
■ Interior Design
■ Historic Preservation
122 South Main Street ■ Pocatello, Idaho 83204 ■ Tel. (208) 232 - 3741 ■ Fax (208) 232 - 3782
927 Main Street, Suite 300 ■ Evanston, Wyoming 82930 ■ Tel. (307) 789 - 0934

REGISTERED PROFESSIONAL ARCHITECT
AR-985241
10/26/2022
STATE OF IDAHO
RICHARD CHARLES CRESCH
AIA NCARB ASID

PROJECT:
ITD D5 POCATELLO HQ - ROOF REPLACEMENTS
POCATELLO, IDAHO

SHEET TITLE:
(B5003) SERVICE STATION ROOF PLAN

CONTRACTOR SHALL VERIFY ALL DIMENSIONS & CONDITIONS SHOWN OR IMPLIED

DRAWING SCALE APPLIES TO 22" X 34" SHEET SIZE

REVISION	DATE

DRAWN BY: IH
CHECKED BY: RC
JOB NUMBER: _
PROJECT DATE: OCT 2022
SHEET A200

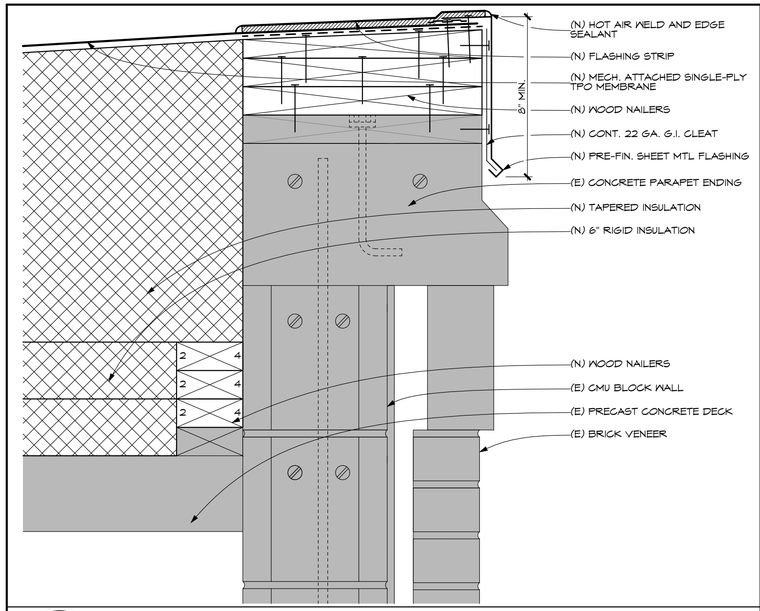

4 A300 DETAIL (ADD ALTERNATE #1) SCALE: 3" = 1'-0"

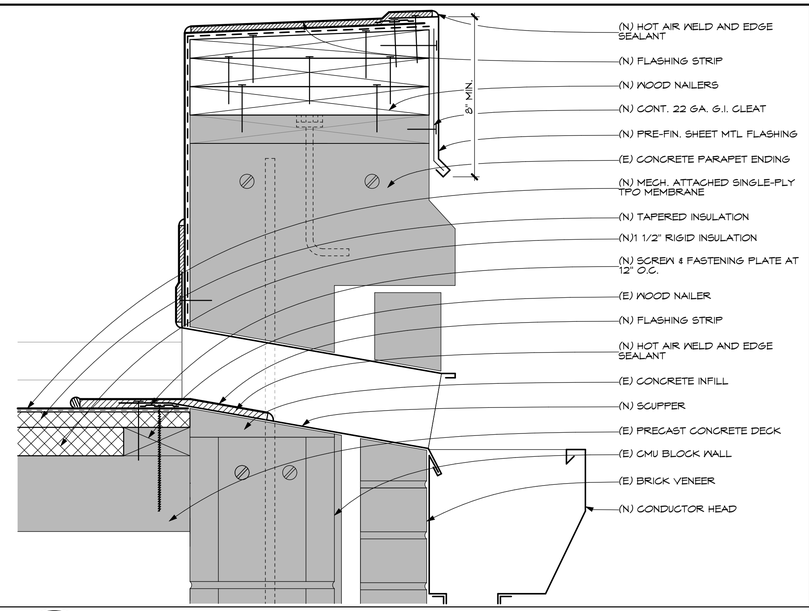

3 A300 DETAIL (ADD ALTERNATE #1) SCALE: 3" = 1'-0"

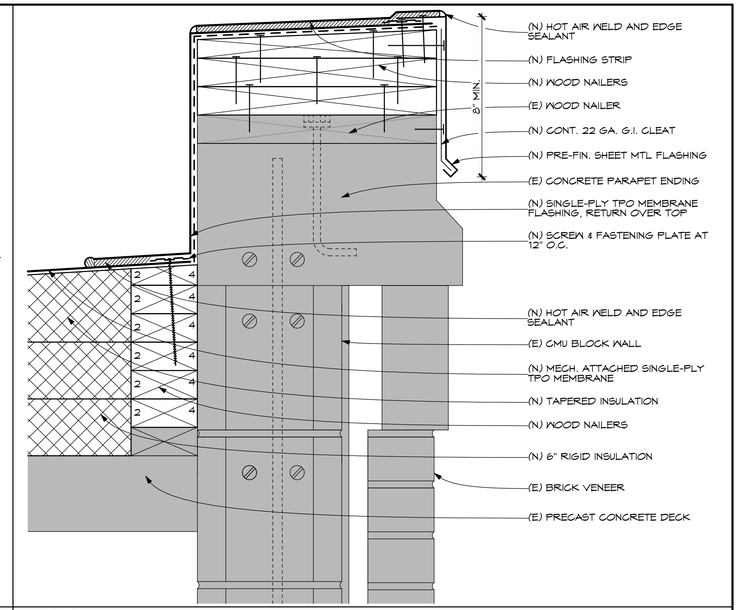

2 A300 DETAIL (ADD ALTERNATE #1) SCALE: 3" = 1'-0"

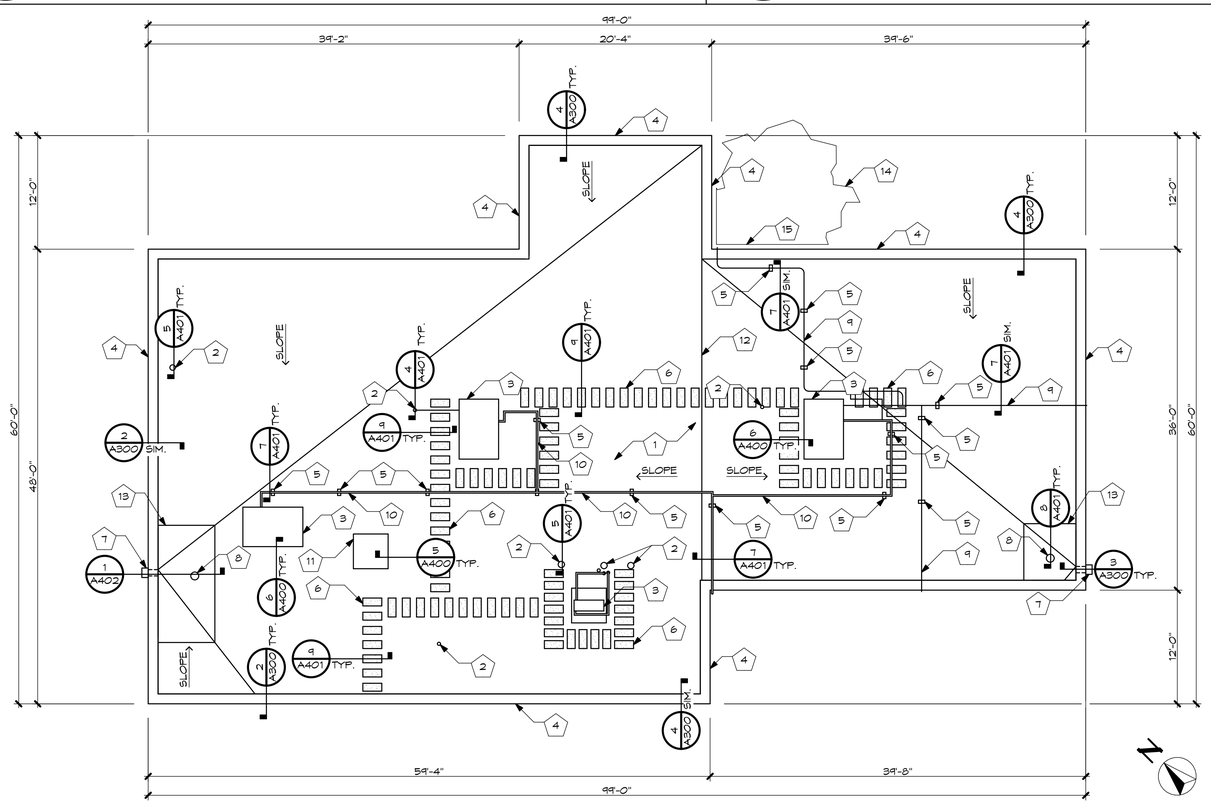

1 A300 ANNEX BUILDING ROOF PLAN (ADD ALTERNATE #1) SCALE: 1/8" = 1'-0"

GENERAL NOTES: (THIS DRAWING ONLY)

A. DIMENSIONS ARE APPROXIMATE AND FOR REFERENCE ONLY

B. CONTRACTOR SHALL KEEP ROOF AREAS CLEAN- REMOVE & DISPOSE OF ALL NAILS, SCREWS, TRASH, SCRAP MATERIAL AND ALL LOOSE PACKAGING FROM ROOF & GROUNDS DAILY

C. CONTRACTOR SHALL COORDINATE PROJECT ACCESS AND PROJECT STAGING AREAS WITH ITD PROJECT REPRESENTATIVE

D. PROTECT ALL EXISTING AREAS AROUND BUILDING PERIMETER - ANY DAMAGED AREAS SHALL BE REPAIRED BY THE CONTRACTOR TO THE SATISFACTION OF THE OWNER AT NO ADDITIONAL COST TO THE OWNER

E. INSTALL NEW FLASHINGS AND REGLETS AT EACH LOCATION AS REQ'D

F. ALL (E) HEAT TRACE LINES ARE TO REMAIN AT EXISTING LOCATIONS. PRESERVE AND PROTECT DURING DEMOLITION. RE-INSTALL w/ MINIMAL LOCATION MODIFICATION AS NEEDED AT NEW CONSTRUCTION LOCATIONS PER PLAN, TYP.

KEYED NOTES: (THIS DRAWING ONLY)

1. NEW MECHANICALLY ATTACHED SINGLE-PLY TPO MEMBRANE OVER NEW 6" RIGID INSULATION. (E) PRECAST CONC. ROOF DECK TO REMAIN
2. (E) PIPING THROUGHOUT ROOF TO BE PROTECTED DURING CONST. - INSTALL NEW BOOT FLASHING PER DET. 4/A401 & 5/A401
3. (E) CURB MOUNTED EXHAUST FAN OR ROOF TOP UNIT - REINSTALL AFTER NEW FLASHING INSTALL - SEE DETAIL 6/A400
4. NEW MECHANICALLY ATTACHED SINGLE-PLY TPO MEMBRANE AT (E) PARAPET - SEE DETAIL 2/A300
5. INSTALL SALVAGED AND NEW BLOCKINGS AS REQ'D AFTER INSTALLATION OF NEW ROOFING LAYERS
6. INSTALL NEW WALKWAY PADS WHERE NOTED AND SHOWN SHADED - MIN. 24" WIDE AROUND MECH. UNITS - SEE DETAIL 9/A401
7. INSTALL NEW SCUPPER AFTER INSTALLATION OF NEW ROOFING LAYERS - SEE DETAIL 3/A300
8. REINSTALL SALVAGED ROOF DRAIN AS REQ'D AFTER INSTALLATION OF NEW ROOFIN LAYERS - SEE DETAIL 8/A401
9. (E) ELECT. CONDUIT AND WIRE TO BE RE-ATTACHED TO NEW ROOF MEMBRANE - SEE DET. 6/A401
10. REINSTALL (E) STEEL CONDUIT ON SALVAGED AND NEW BLOCKS - SEE DET. 7/A401
11. (E) CURB - INSTALL NEW FLASHING AS REQ'D AFTER INSTALLATION OF NEW ROOFING LAYERS - SEE DET. 5/A400
12. (E) RIDGE TO REMAIN
13. (N) INDICATES REDUCED INSULATION AREA TO MATCH ELEVATION OF EXISTING ROOF SCUPPER - SEE DET. 1/A402
14. (E) TREE TO REMAIN
15. TRIMMED BACK (E) TREE BRANCHES AWAY FROM BUILDING WALL AND ROOF A MINIMUM OF 6" ON PLAIN OF EXTERIOR WALL

DBS STAMP

Myers ■ Anderson
■ Architecture
■ Interior Design
■ Historic Preservation
122 South Main Street ■ Pocatello, Idaho 83204 ■ Tel. (208) 232 - 3741 ■ Fax (208) 232 - 3782
927 Main Street, Suite 300 ■ Evanston, Wyoming 82930 ■ Tel. (307) 789 - 0934

REGISTERED PROFESSIONAL ARCHITECT AR-985241 10/26/2022 STATE OF IDAHO RICHARD CHARLES CRESSON
AIA NCARB ASID

PROJECT:
ITD D5 POCATELLO HQ - ROOF REPLACEMENTS
POCATELLO, IDAHO

SHEET TITLE:
(B5005) ANNEX BUILDING ROOF PLAN AND DETAILS

CONTRACTOR SHALL VERIFY ALL DIMENSIONS & CONDITIONS SHOWN OR IMPLIED

DRAWING SCALE APPLIES TO 22" X 34" SHEET SIZE

REVISION	DATE

DRAWN BY: IH
CHECKED BY: RC
JOB NUMBER: _
PROJECT DATE: OCT 2022
SHEET A300

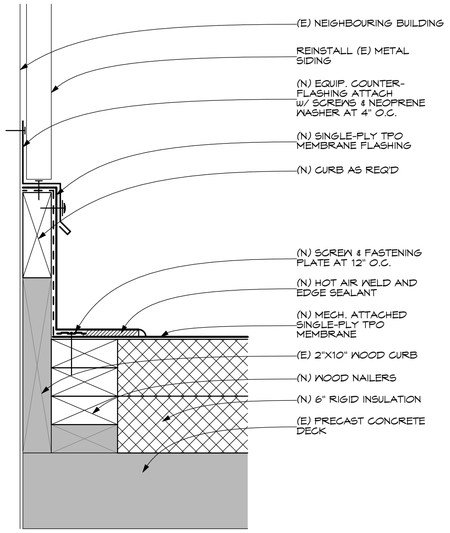

7 A400 DETAIL
SCALE: 3" = 1'-0"

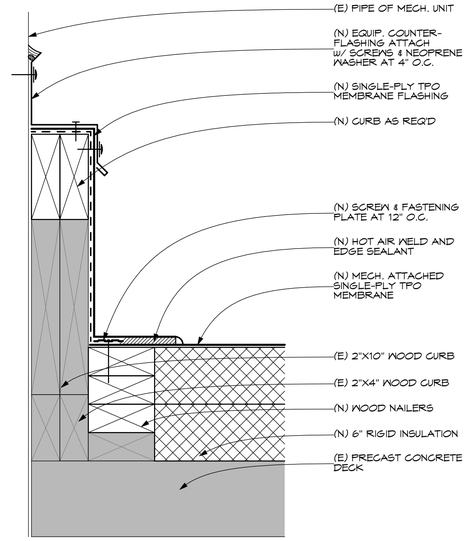

6 A400 DETAIL
SCALE: 3" = 1'-0"

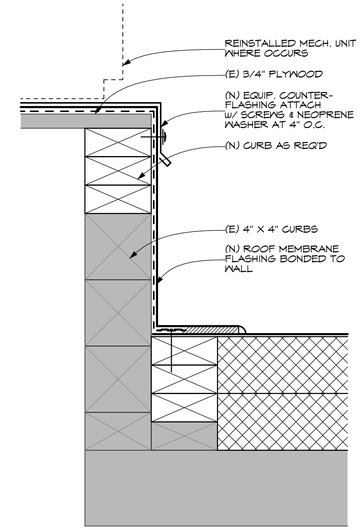

5 A400 DETAIL
SCALE: 3" = 1'-0"

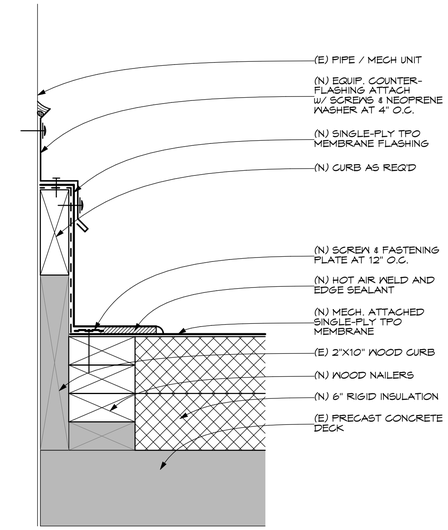

4 A400 DETAIL
SCALE: 3" = 1'-0"

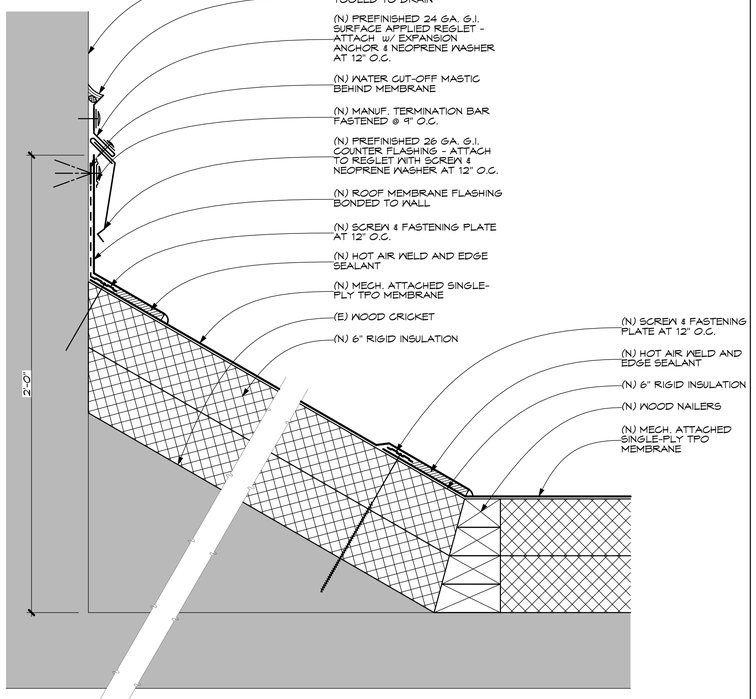

3 A400 DETAIL
SCALE: 3" = 1'-0"

REGLET INFO:

MIN. DIMS OR EQ. PER MANUF.

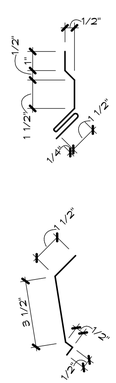

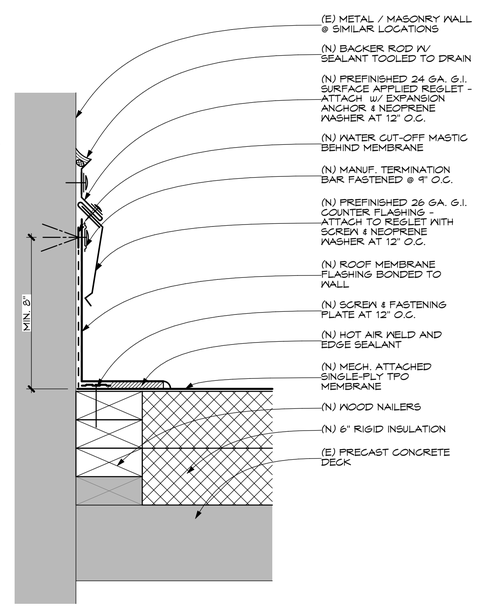

2 A400 DETAIL
SCALE: 3" = 1'-0"

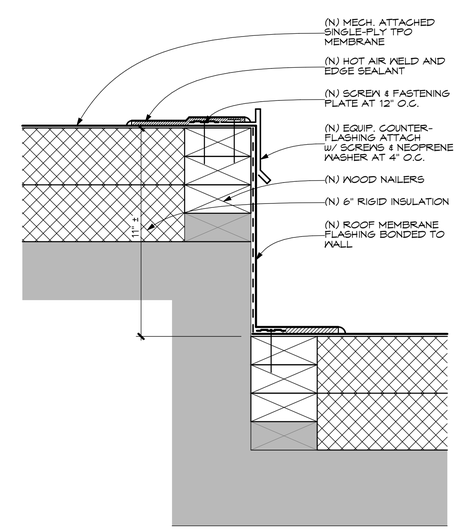

1 A400 DETAIL
SCALE: 3" = 1'-0"

DBS STAMP

Myers ■ Anderson
■ Architecture
■ Interior Design
■ Historic Preservation
122 South Main Street ■ Pocatello, Idaho 83204 ■ Tel. (208) 232 - 3741 ■ Fax (208) 232 - 3782
927 Main Street, Suite 300 ■ Evanston, Wyoming 82930 ■ Tel. (307) 789 - 0934

REGISTERED PROFESSIONAL ARCHITECT
AR-985241
10/26/2022
STATE OF IDAHO
RICHARD CHARLES CRESON
AIA NCARB ASID

PROJECT:
ITD D5 POCATELLO HQ - ROOF REPLACEMENTS
POCATELLO, IDAHO

SHEET TITLE:
DETAILS

CONTRACTOR SHALL VERIFY ALL DIMENSIONS & CONDITIONS SHOWN OR IMPLIED

DRAWING SCALE APPLIES TO 22" X 34" SHEET SIZE

REVISION	DATE

DRAWN BY: IH
CHECKED BY: RC
JOB NUMBER: _
PROJECT DATE: OCT 2022
SHEET **A400**

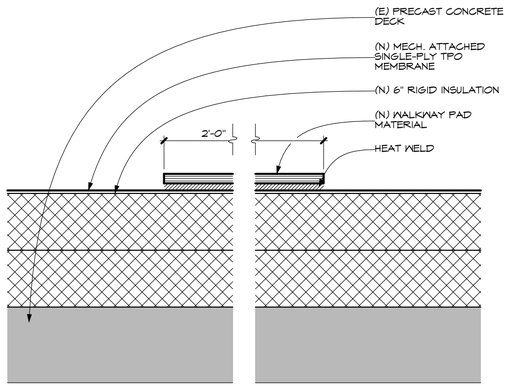

9 / A401 DETAIL
SCALE: 3" = 1'-0"

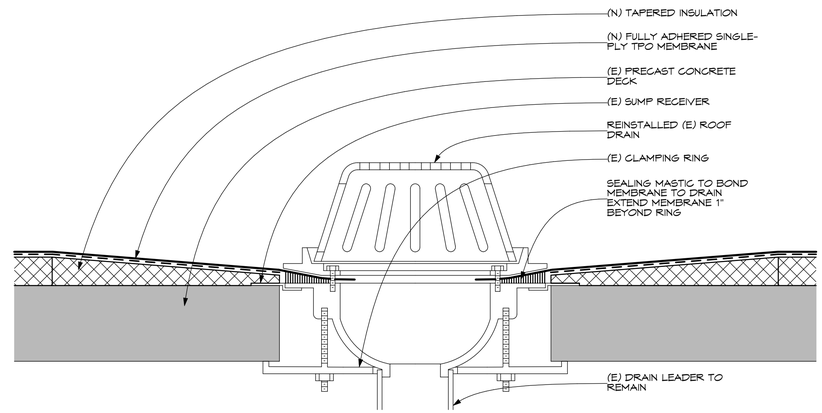

8 / A401 DETAIL
SCALE: 3" = 1'-0"

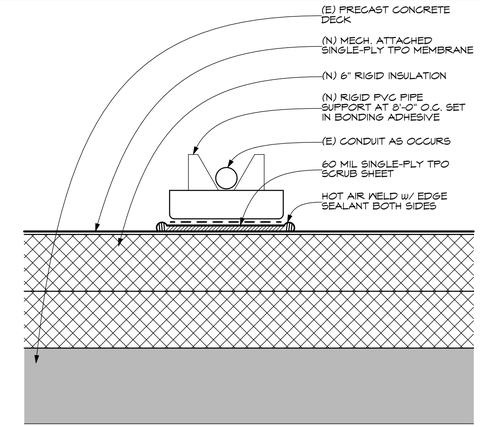

7 / A401 DETAIL
SCALE: 3" = 1'-0"

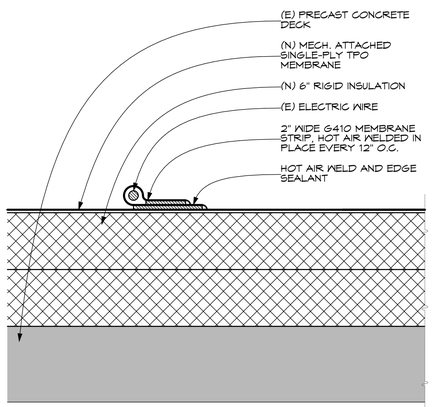

6 / A401 DETAIL
SCALE: 3" = 1'-0"

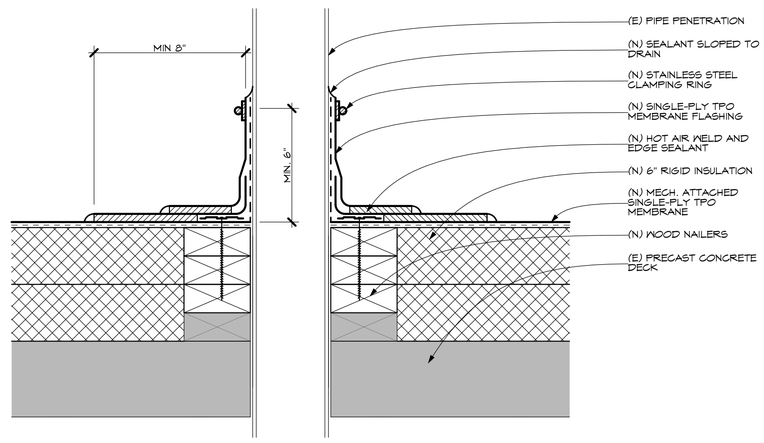

5 / A401 DETAIL
SCALE: 3" = 1'-0"

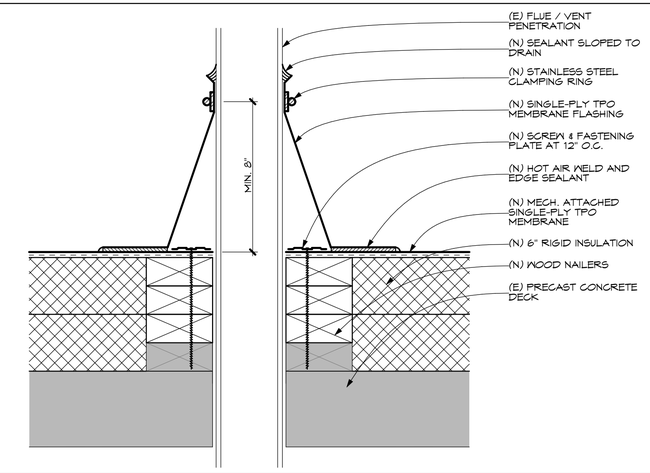

4 / A401 DETAIL
SCALE: 3" = 1'-0"

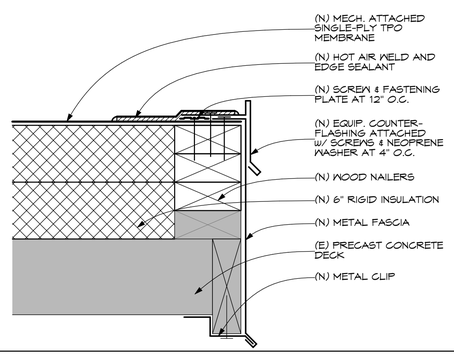

3 / A401 DETAIL
SCALE: 3" = 1'-0"

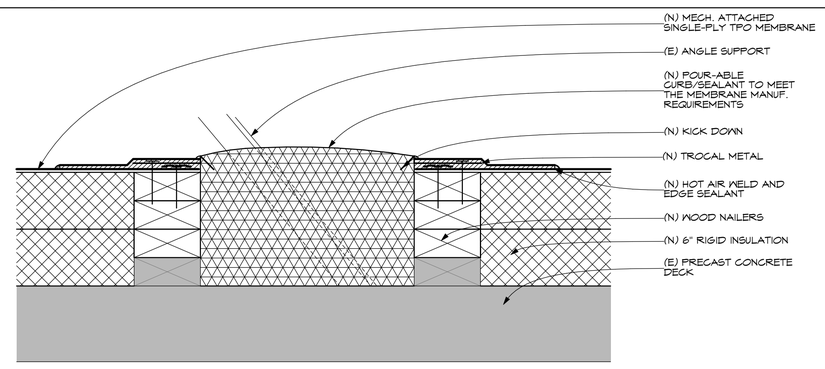

2 / A401 DETAIL
SCALE: 3" = 1'-0"

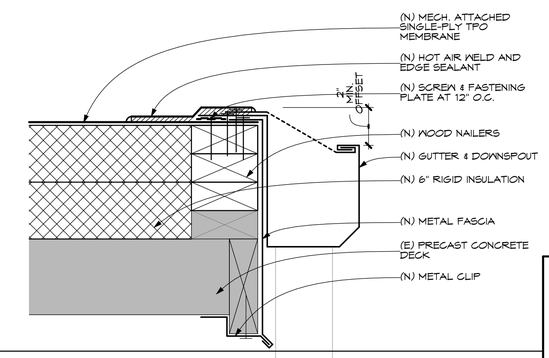

1 / A401 DETAIL
SCALE: 3" = 1'-0"

DBS STAMP

Myers ■ Anderson
■ Architecture
■ Interior Design
■ Historic Preservation
122 South Main Street ■ Pocatello, Idaho 83204 ■ Tel. (208) 232 - 3741 ■ Fax (208) 232 - 3782
927 Main Street, Suite 300 ■ Evanston, Wyoming 82930 ■ Tel. (307) 789 - 0934

REGISTERED PROFESSIONAL ARCHITECT
AR-985241
10/26/2022
STATE OF IDAHO
RICHARD CHARLES CRESSON
AIA NCARB ASID

PROJECT:
ITD D5 POCATELLO HQ - ROOF REPLACEMENTS
POCATELLO, IDAHO

SHEET TITLE:
DETAILS

CONTRACTOR SHALL VERIFY ALL DIMENSIONS & CONDITIONS SHOWN OR IMPLIED

DRAWING SCALE APPLIES TO 22" X 34" SHEET SIZE

REVISION	DATE

DRAWN BY: IH
CHECKED BY: RC
JOB NUMBER: _
PROJECT DATE: OCT 2022
SHEET A401

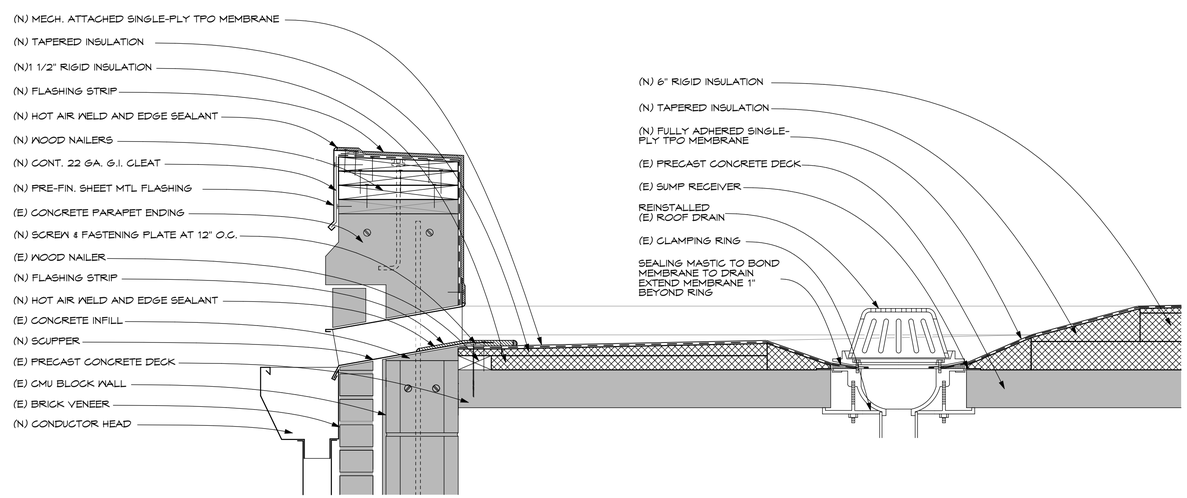

1
A402
DETAIL
(ADD ALTERNATE #1)
SCALE: 1 1/2" = 1'-0"

DBS STAMP

Myers ■ Anderson
▪ Architecture
▪ Interior Design
▪ Historic Preservation
122 South Main Street ■ Pocatello, Idaho 83204 ■ Tel. (208) 232 - 3741 ■ Fax (208) 232 - 3782
927 Main Street, Suite 300 ■ Evanston, Wyoming 82930 ■ Tel. (307) 789 - 0934

REGISTERED PROFESSIONAL ARCHITECT
AR-985241
10/26/2022
STATE OF IDAHO
RICHARD CHARLES CREECH
AIA NCARB ASID

PROJECT:
ITD D5 POCATELLO HQ - ROOF REPLACEMENTS
POCATELLO, IDAHO

SHEET TITLE:
DETAIL

CONTRACTOR SHALL VERIFY ALL DIMENSIONS & CONDITIONS SHOWN OR IMPLIED

DRAWING SCALE APPLIES TO 22" X 34" SHEET SIZE

REVISION	DATE

DRAWN BY: IH
CHECKED BY: RC
JOB NUMBER: _
PROJECT DATE: OCT 2022
SHEET **A402**