

# Bicycle Safety Word Search

- |          |            |        |
|----------|------------|--------|
| AIR      | HELMET     | SAFE   |
| BICYCLE  | OBEY       | SIGNAL |
| BRAKES   | PEDALS     | STOP   |
| CHAIN    | REFLECTORS | YIELD  |
| CROSSING | RIDE       | WHEELS |

A	B	C	R	O	S	S	I	N	G
C	R	D	E	B	F	H	I	G	K
H	E	L	M	E	T	T	O	M	B
Y	F	K	U	Y	I	E	L	D	I
T	L	A	I	R	S	P	I	W	C
S	E	B	R	A	K	E	S	H	Y
I	C	X	V	S	O	D	C	E	C
S	T	O	P	A	W	A	H	E	L
A	O	R	Z	F	R	L	A	L	E
W	R	I	D	E	Q	S	I	S	E
O	S	I	G	N	A	L	N	U	A


When Riding Your Bicycle...

**BE SAFE  
AND  
BE SEEN!**



# Proper Fitting Helmet

Wear your helmet the right way. Do not tilt it too far forward or too far back. Your helmet should be snug. One finger should fit between the chin and chin strap. Shake your head. If the fit is right, your helmet will stay on tight.



Circle the helmet that is worn the right way.

Use the secret code to complete the phrase.

A	B	C	D	E	F	G	H	I	J	K	L	M
⇨	⇩	⇧	⇩	⇨	⇩	⇨	⇩	⇨	⇩	⇨	⇩	⇨
N	O	P	Q	R	S	T	U	V	W	X	Y	Z
⇨	⇩	▲	▼	△	▽	◀	▶	◀	▶	▲	▼	▲

It is ⇨⇨⇨⇨⇨⇨△⇩▶▽ ◀⇩


\_\_\_\_\_

⇨⇩◀⇨ ▽⇩⇨⇨⇨⇨⇨⇨⇨ ⇨

\_\_\_\_\_

△⇩⇨⇨ ⇩⇨ ▶⇩▶△ ⇨⇩⇨⇨

\_\_\_\_\_



To protect my head I wear a helmet. Help me find my helmet.

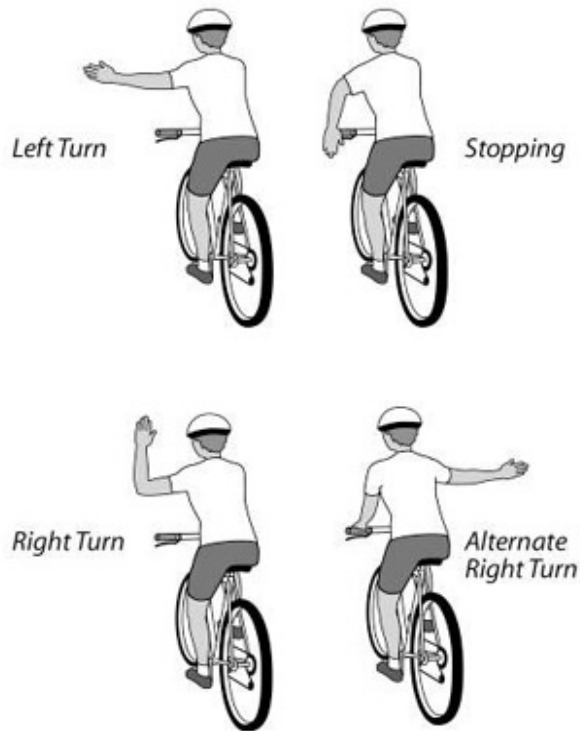
Start

Finish



# Hand Signals

Remember to use proper hand signals when turning, or stopping your bike. Signals will let vehicle drivers know your intentions.



# Ride Safe

1. Ride with traffic, on the right half of the road.
2. Ride a safe functioning bike. Check **ABC**  
**A** = Tires are properly filled with **AIR**  
**B** = **BRAKES** are working properly  
**C** = **CHAIN** is tight.
3. Obey applicable traffic laws.
4. Ride in control.
  - Ride in a straight line, don't weave.
  - Watch for and avoid road hazards.
  - Don't carry things in your hands that will affect your control.
5. Wear a properly fitting helmet.
6. Use proper hand signals.
7. Be seen. Wear light colored clothing at all times and reflective gear when light conditions are low. Use a headlight and taillight when riding at night.

# Bicycle Safety Fun Page

## Safety Tips:

Remember to always yield to pedestrians and pass carefully on the left.

Before you ride your bike, check it over to make sure it is safe to ride.



SMART CHOICES SAVE LIVES!

*This brochure was produced by the  
Office of Highway Safety, Idaho Transportation Department.  
For information: (208) 334-8100, [www.itd.idaho.gov/ohs](http://www.itd.idaho.gov/ohs)  
P.O. Box 7129, Boise, ID 83707-1129  
This brochure may be reproduced for educational purposes.*



SMART CHOICES SAVE LIVES!