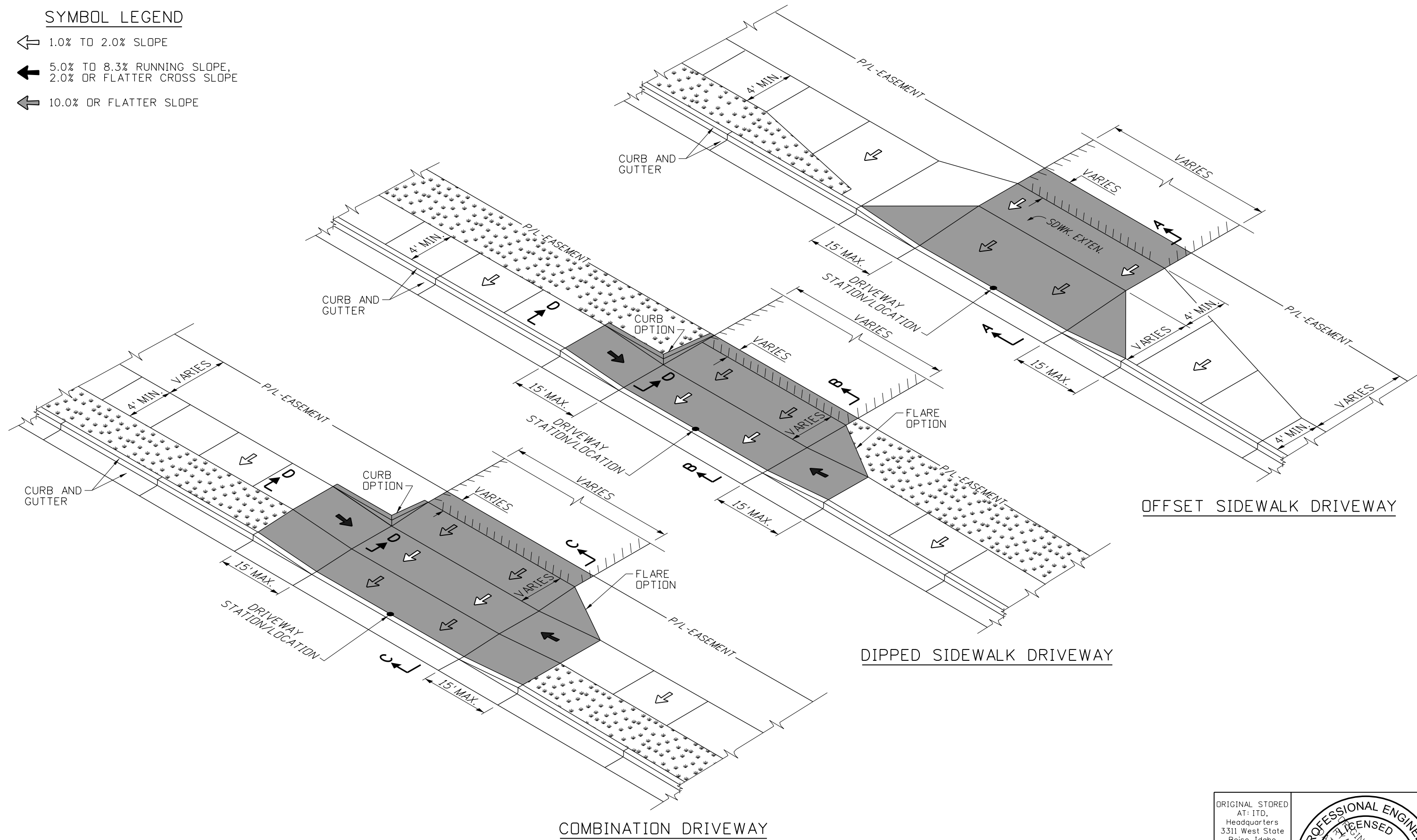


SYMBOL LEGEND

- ↖ 1.0% TO 2.0% SLOPE
- ↙ 5.0% TO 8.3% RUNNING SLOPE, 2.0% OR FLATTER CROSS SLOPE
- ↗ 10.0% OR FLATTER SLOPE



OFFSET SIDEWALK DRIVEWAY

DIPPED SIDEWALK DRIVEWAY

COMBINATION DRIVEWAY

REVISIONS								
NO.	DATE	BY	NO.	DATE	BY	NO.	DATE	BY
1	11-90	GB	6	05-06	MSM			
2	09-93	MSM	7	05-07	MSM			
3	12-94	MSM	8	07-10	JAW			
4	09-02	MSM	9	04-15	EG			
5	06-04	MSM						

SCALES SHOWN ARE FOR 11" X 17" PRINTS ONLY
 CADD FILE NAME: 614-2_0615.dgn
 DRAWING DATE: APRIL, 1990

IDAHO TRANSPORTATION DEPARTMENT



BOISE IDAHO

STANDARD DRAWING
DRIVEWAYS


ORIGINAL SIGNED BY: KEVIN SABLAN
 DESIGN/TRAFFIC SERVICES ENGINEER

ORIGINAL STORED AT: ITD, Headquarters 3311 West State Boise, Idaho

English

STANDARD DRAWING NO. **614-2**

SHEET 1 OF 2

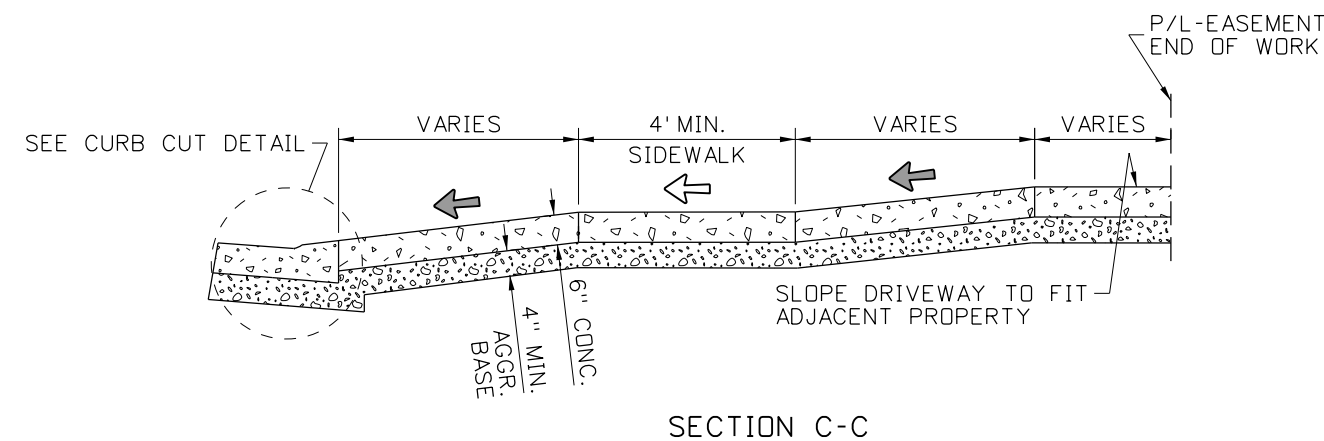
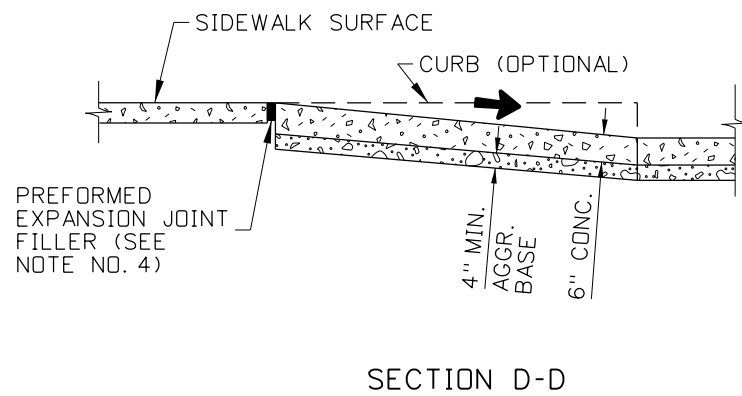
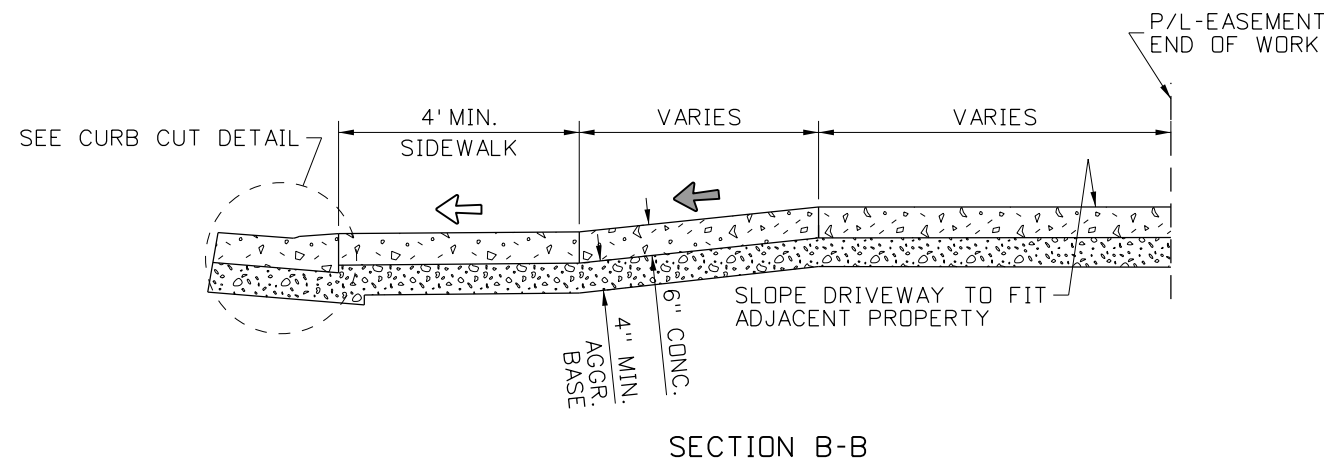
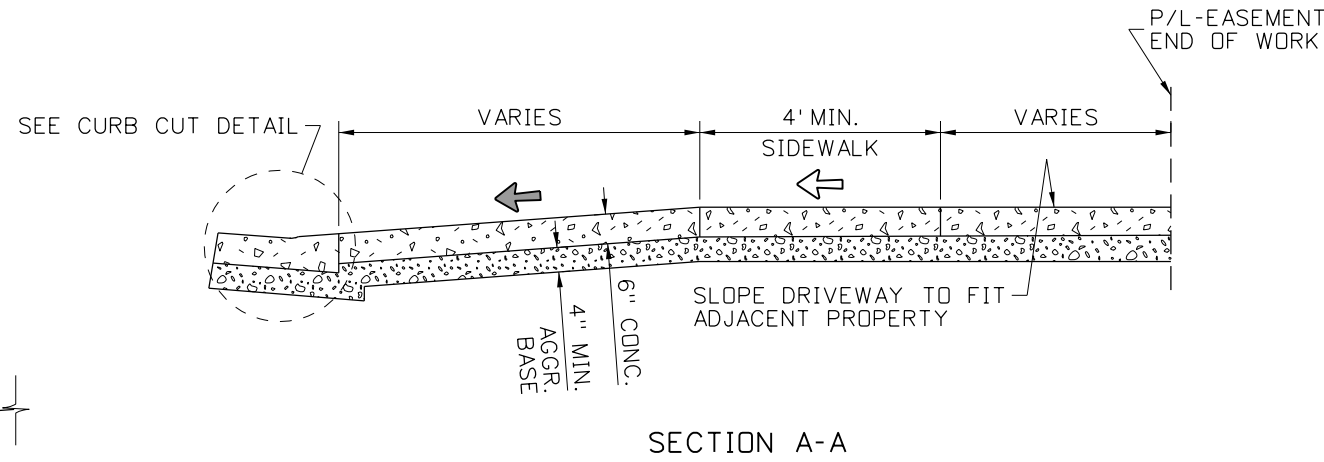
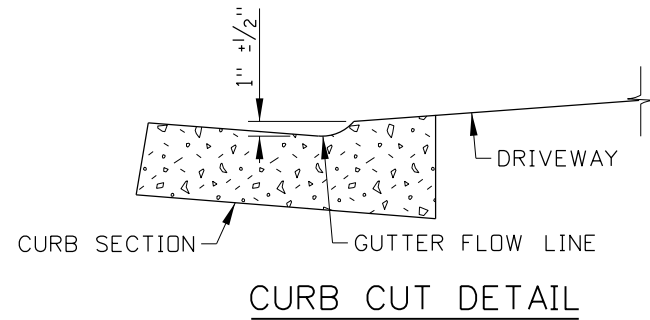


SYMBOL LEGEND

- ↖ 1.0% TO 2.0% SLOPE
- ↙ 5.0% TO 8.3% RUNNING SLOPE, 2.0% OR FLATTER CROSS SLOPE
- ↘ 10.0% OR FLATTER SLOPE

NOTES

1. EXTENTS OF DRIVEWAY PAY ITEMS ARE SHOWN IN GRAY SHADING.
2. SEE THE SIDEWALKS STANDARD DRAWING FOR NOTES RELATED TO THE PEDESTRIAN ACCESS ROUTE.
3. DO NOT PLACE DETECTABLE WARNING SURFACES ON DRIVEWAYS.
4. USE A BOND PREVENTATIVE BETWEEN THE DRIVEWAY OR SIDEWALK AND CURB WHEN CONSTRUCTED SEPARATELY AND PLACED ADJACENT TO EACH OTHER.
5. ALIGN ALTERNATING CURB AND SIDEWALK JOINTS. CONSTRUCT DRIVEWAY AND SIDEWALK JOINTS AT 5' INTERVALS THAT ARE APPROXIMATELY 1/8" WIDE AND 3/4" IN DEPTH.
6. DRAWING NOT TO SCALE.



REVISIONS								
NO.	DATE	BY	NO.	DATE	BY	NO.	DATE	BY
1	11-90	GB	6	05-06	MSM			
2	09-93	MSM	7	05-07	MSM			
3	12-94	MSM	8	07-10	JAW			
4	09-02	MSM	9	04-15	EG			
5	06-04	MSM						

SCALES SHOWN ARE FOR 11" X 17" PRINTS ONLY

CADD FILE NAME: 614-2_0615.dgn

DRAWING DATE: APRIL, 1990

IDAHO TRANSPORTATION DEPARTMENT



BOISE IDAHO

STANDARD DRAWING

DRIVEWAYS

ORIGINAL SIGNED BY: KEVIN SABLAN
DESIGN/TRAFFIC SERVICES ENGINEER

ORIGINAL STORED AT: ITD, Headquarters 3311 West State Boise, Idaho

English

STANDARD DRAWING NO. **614-2**

SHEET 2 OF 2

PROFESSIONAL ENGINEER
LICENSED
13683
STATE OF IDAHO
RYAN D. LANCASTER