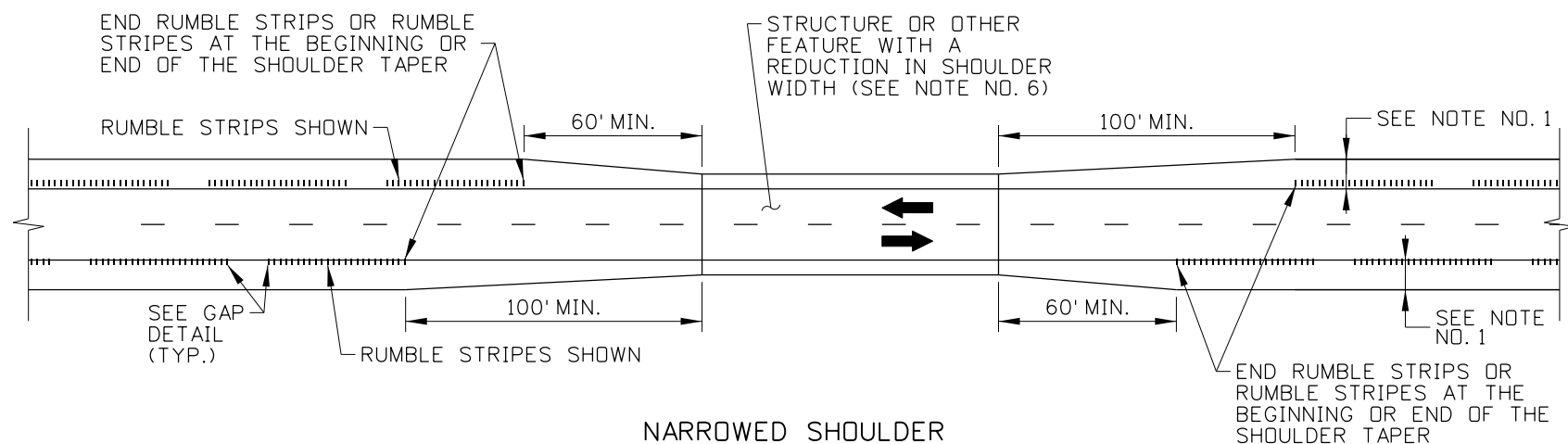
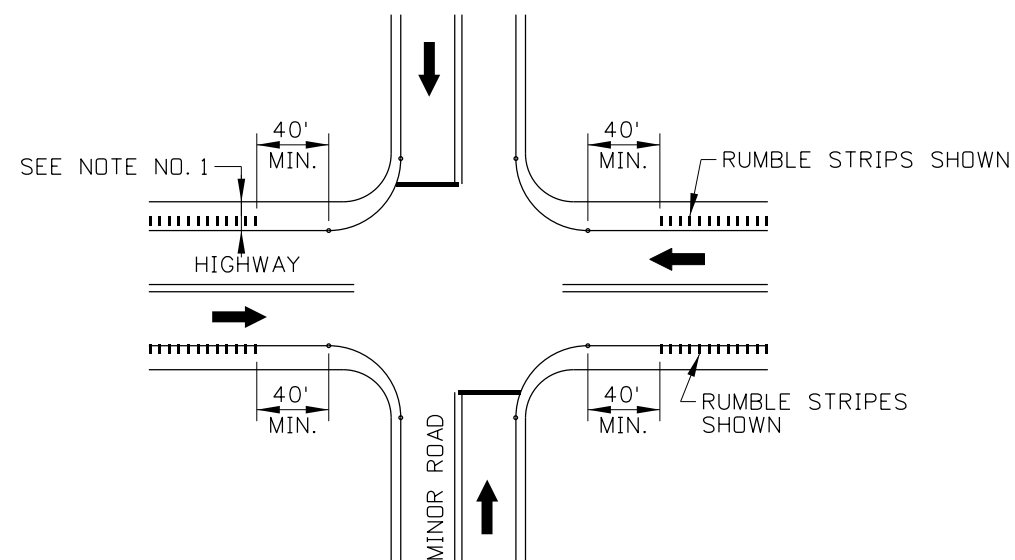


DIVIDED HIGHWAY

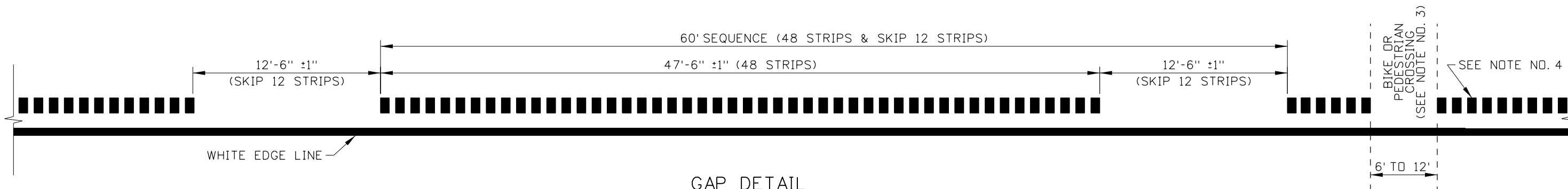


NARROWED SHOULDER

TWO-LANE HIGHWAY



INTERSECTION



GAP DETAIL

RUMBLE STRIPS SHOWN. ALSO APPLICABLE TO RUMBLE STRIPES. (SEE NOTE NOS. 2, 3, & 4)

ORIGINAL STORED AT: ITD, Headquarters 3311 West State Boise, Idaho

REVISIONS								
NO.	DATE	BY	NO.	DATE	BY	NO.	DATE	BY
1	09-02	HEB						
2	12-04	MSM						
3	09-11	JDA						
4	04-14	RDL						

SCALES SHOWN ARE FOR 11" X 17" PRINTS ONLY
 CADD FILE NAME: c2a_0514.dgn
 DRAWING DATE: NOVEMBER, 2000

IDAHO TRANSPORTATION DEPARTMENT



BOISE IDAHO

ORIGINAL SIGNED BY: CARL D. MAIN
 DESIGN/TRAFFIC SERVICES ENGINEER

STANDARD DRAWING

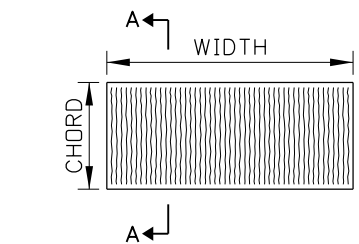
SHOULDER RUMBLE STRIPS AND RUMBLE STRIPES

English

STANDARD DRAWING NO. C-2-A

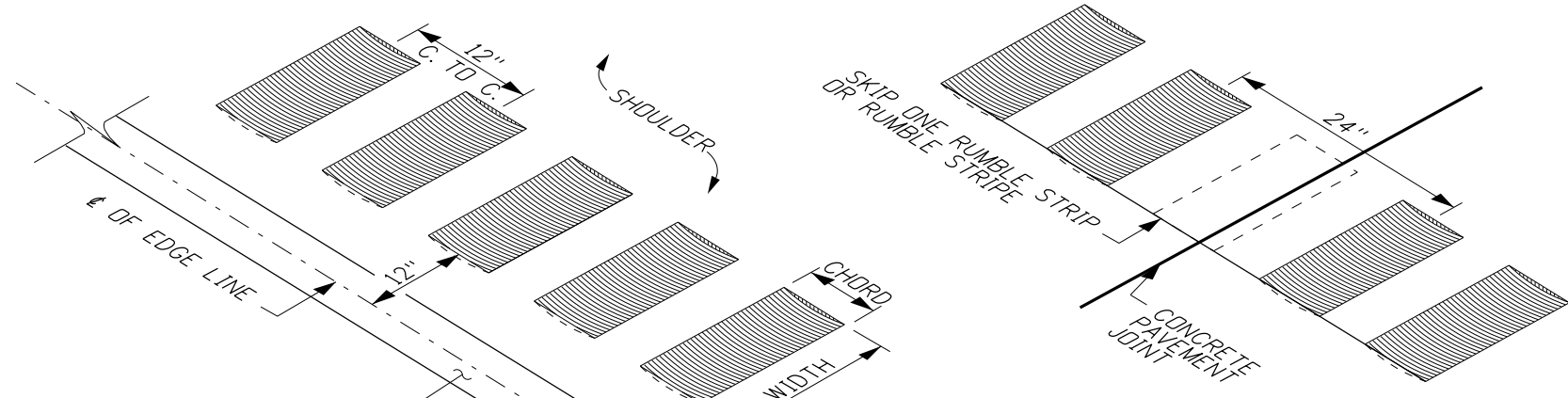
SHEET 1 OF 2

ORIGINAL SIGNED BY: TED E. MASON
 DATE: MAY 8, 2014



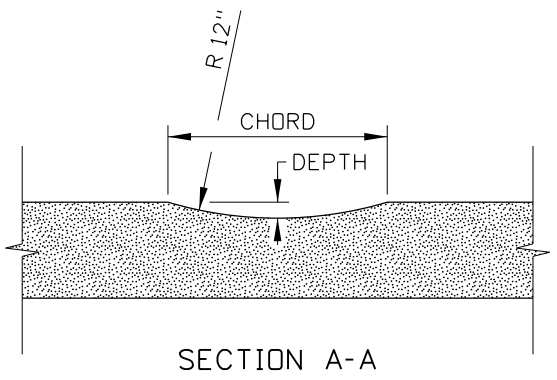
RUMBLE STRIP AND RUMBLE STRIPE DETAIL

RUMBLE STRIP AND RUMBLE STRIPE DIMENSION TABLE						
SHOULDER WIDTH	RUMBLE STRIP			RUMBLE STRIPE		
	WIDTH	DEPTH	CHORD	WIDTH	DEPTH	CHORD
2' TO <4'	-	-	-	6"	3/8" TYP. 1/2" MAX.	±6"
4' TO 8'	12"	1/2" TYP. 5/8" MAX.	±7"	12"	3/8" TYP. 1/2" MAX.	±6"
>8'	16"	1/2" TYP. 5/8" MAX.	±7"	16"	3/8" TYP. 1/2" MAX.	±6"

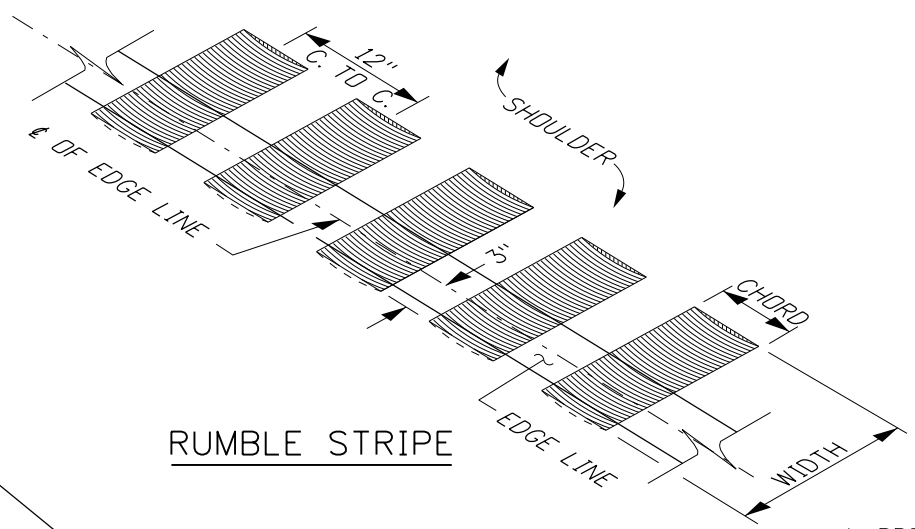


RUMBLE STRIP

CONCRETE PAVEMENT JOINT DETAIL
(SEE NOTE NO. 5)



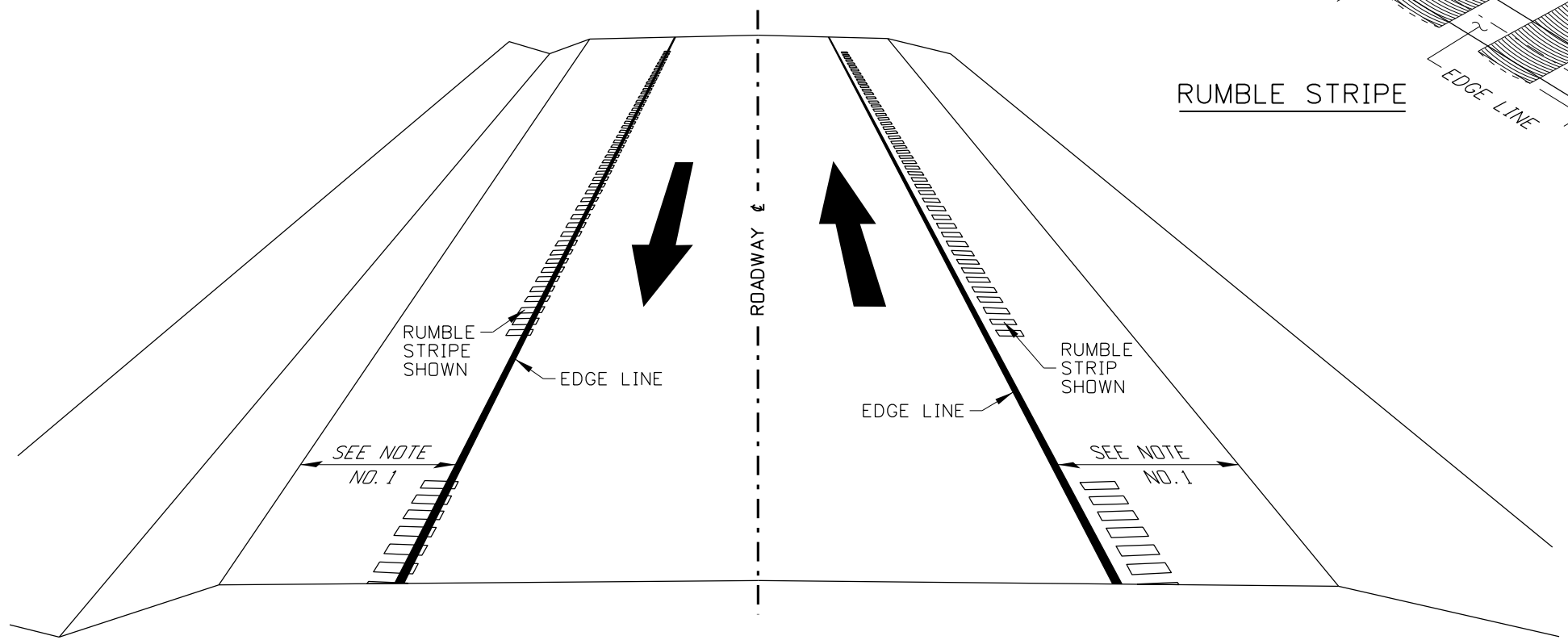
SECTION A-A



RUMBLE STRIPE

NOTES

1. PROVIDE RUMBLE STRIPS OR RUMBLE STRIPES AS SHOWN ON THE PROJECT PLANS AND IN ACCORDANCE WITH THE RUMBLE STRIP AND RUMBLE STRIPE DIMENSION TABLE.
2. PROVIDE CONTINUOUS RUMBLE STRIPS OR RUMBLE STRIPES ON THE LEFT SHOULDER (ADJACENT TO OR IN LINE WITH A YELLOW EDGE LINE) OF DIVIDED HIGHWAYS. PROVIDE PERIODIC GAPS ON RIGHT SHOULDERS (ADJACENT TO OR IN LINE WITH A WHITE EDGE LINE) TO ALLOW BICYCLISTS TO MOVE ACROSS THE RUMBLE STRIP OR RUMBLE STRIPE PATTERN AS NEEDED.
3. IN AREAS WHERE BICYCLISTS OR PEDESTRIANS ARE EXPECTED TO CROSS THE RUMBLE STRIP OR RUMBLE STRIPE, PROVIDE A 6 FOOT TO 12 FOOT GAP.
4. WHEN THE SEQUENCE OF RUMBLE STRIPS OR RUMBLE STRIPES AND GAPS IS INTERRUPTED, RESTART THE SEQUENCE WITH 48 RUMBLE STRIPS OR RUMBLE STRIPES.
5. OMIT RUMBLE STRIPS OR RUMBLE STRIPES ON CONCRETE PAVEMENT JOINTS (LONGITUDINAL OR LATERAL).
6. OMIT RUMBLE STRIPS OR RUMBLE STRIPES ON BRIDGES AND BRIDGE APPROACH SLABS.
7. DRAWINGS NOT TO SCALE.



EXAMPLE TWO-LANE HIGHWAY

REVISIONS								
NO.	DATE	BY	NO.	DATE	BY	NO.	DATE	BY
1	09-02	HEB						
2	12-04	MSM						
3	09-11	JDA						
4	04-14	RDL						

SCALES SHOWN ARE FOR 11" X 17" PRINTS ONLY
CADD FILE NAME: c2a_0514.dgn
DRAWING DATE: NOVEMBER, 2000

IDAHO TRANSPORTATION DEPARTMENT
BOISE IDAHO

ORIGINAL SIGNED BY: CARL D. MAIN
DESIGN/TRAFFIC SERVICES ENGINEER

STANDARD DRAWING
SHOULDER RUMBLE STRIPS AND RUMBLE STRIPES

English
STANDARD DRAWING NO.
C-2-A
SHEET 2 OF 2

ORIGINAL STORED AT: ITD, Headquarters 3311 West State Boise, Idaho

ORIGINAL SIGNED BY: TED E. MASON
DATE ORIGINAL SIGNED: MAY 8, 2014