




M1-1 (24"x24")
M1-1A (36"x36")



M1-1(3) (30"x24")
M1-1A(3) (45"x36")
3 NUMERALS




M1-2 (24"x24")
M1-2A (36"x36")



INDEPENDENT USE

M1-4 (24"x24")
M1-4A (36"x36")



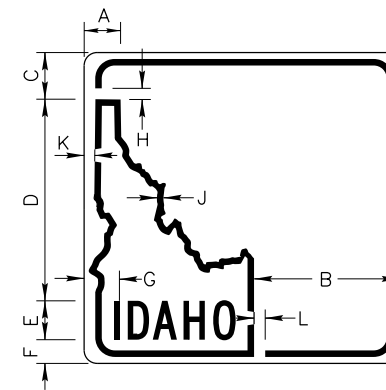
GUIDE SIGN USE

M1-5 (24"x24")
M1-5A (36"x36")



INDEPENDENT USE

M1-7 (24"x24")
M1-7A (36"x36")



GUIDE SIGN USE

M1-8 (24"x24")
M1-8A (36"x36")



M1-9 (24"x24")

DIMENSIONS FOR M1-7, M1-7A, M1-8 AND M1-8A

SIGN SIZE	A	B	C	D	E	F	G	H	J	K	L	2 DIGIT ROUTE	3 DIGIT ROUTE
24"x24"	2 1/2"	1 1/4"	3 5/8"	15 1/2"	3" C	1 7/8"	2 3/8"	5/8"	5/8"	1/2"	5/8"	10" C	8" C
36"x36"	3 1/16"	16 13/16"	5 7/16"	23 5/16"	4 1/2" C 85%	2 3/4"	3 5/8"	1"	1"	3/4"	1"	15" C	12" C

NOTES:

1. ALL ROUTE MARKERS SHALL BE IN ACCORDANCE WITH THE MANUAL ON UNIFORM TRAFFIC CONTROL DEVICES AS ADOPTED BY THE STATE, OR AS SHOWN.
2. ROUTE MARKERS FOR GUIDE SIGN USE SHALL BE DIRECT APPLIED TO THE SIGN FACE. ALL OTHER ROUTE MARKERS SHALL BE PUNCHED WITH 3/8" DIAMETER HOLES. SEE STANDARD DRAWING I-12-F FOR HOLE LOCATION.

ORIGINAL STORED AT: ITD, Headquarters 3311 West State Boise, Idaho

ORIGINAL SIGNED BY:
DATE: CARL D. MAIN
DECEMBER 6, 2013

REVISIONS								
NO.	DATE	BY	NO.	DATE	BY	NO.	DATE	BY
1	12-01	NQB						
2	07-03	NQB						
3	12-13	HEB						

SCALES SHOWN ARE FOR 11" X 17" PRINTS ONLY
CADD FILE NAME: i11a1213.dgn
DRAWING DATE: NOVEMBER, 1991

IDAHO TRANSPORTATION DEPARTMENT



BOISE IDAHO

ORIGINAL SIGNED BY: RYAN LANCASTER for
DESIGN/TRAFFIC SERVICES ENGINEER

STANDARD DRAWING
STANDARD ROUTE MARKERS
REQUIRES STD. DWG. I-12-F

English
STANDARD DRAWING NO.
I-11-A
SHEET 1 OF 1