

M2-1 (21"X15")



M3-1 (24"X12")
M3-1A (30"X15")



M3-2 (24"X12")
M3-2A (30"X15")



M3-3 (24"X12")
M3-3A (30"X15")



M3-4 (24"X12")
M3-4A (30"X15")



M4-1 (24"X12")




M4-3 (24"X12")




M4-5 (24"X12")
M4-5A (30"X15")




M4-6 (24"X12")




M5-1 LorR (21"X15")




M5-2 LorR (21"X15")




M6-1 LorR (21"X15")




M6-2 LorR (21"X15")




M6-3 (21"X15")




M6-4 (21"X15")




M6-5 LorR (21"X15")




M6-6 LorR (21"X15")



M6-7 LorR (21"X15")



M6-8 LorR (21"X15")



M6-9 (21"X15")

NOTES:

1. ROUTE MARKER AUXILIARIES WHEN USED WITH A U.S. OR STATE SHIELD SHALL HAVE A WHITE REFLECTORIZED BACKGROUND WITH AN OPAQUE BLACK LEGEND AND BORDER.
2. ROUTE MARKER AUXILIARIES WHEN USED WITH AN INTERSTATE SHIELD AND/OR BUSINESS LOOP SHIELD SHALL HAVE A BLUE OR GREEN REFLECTORIZED BACKGROUND WITH A WHITE REFLECTORIZED LEGEND AND BORDER. SIGNS SHALL BE DESIGNATED WITH A (b) FOR BLUE OR A (g) FOR GREEN BACKGROUNDS. EXAMPLES: M6-6L(b), M6-1L(g).
3. ROUTE MARKER AUXILIARIES WHEN USED WITH A SCENIC ROUTE MARKER SHALL HAVE A BROWN REFLECTORIZED BACKGROUND WITH A WHITE REFLECTORIZED LEGEND AND BORDER. SIGNS SHALL BE DESIGNATED WITH (br) FOR BROWN BACKGROUNDS. EXAMPLE: M3-1(br).
4. ALL SIGNS SHALL BE IN ACCORDANCE WITH THE MANUAL ON UNIFORM TRAFFIC CONTROL DEVICES AS ADOPTED BY THE STATE.
5. SIGNS SHALL BE PUNCHED WITH THE REQUIRED NUMBER OF 3/8" DIAMETER MOUNTING HOLES, AS SHOWN ON STANDARD DRAWING I-12-F.
6. THE FIRST LETTER OF THE M3-1, M3-2, M3-3, AND THE M3-4 SHALL BE 7" IN HEIGHT. THE FIRST LETTER OF THE M3-1A, M3-2A, M3-3A, AND M3-4A SHALL BE 9" IN HEIGHT.

ORIGINAL STORED AT: ITD, Headquarters 3311 West State Boise, Idaho

ORIGINAL SIGNED BY: CARL D. MAIN DATE ORIGINAL SIGNED: DECEMBER 5, 2013

REVISIONS								
NO.	DATE	BY	NO.	DATE	BY	NO.	DATE	BY
1	12-01	HEB						
2	07-03	HEB						
3	12-13	HEB						

SCALES SHOWN ARE FOR 11" X 17" PRINTS ONLY

CADD FILE NAME: i11c1213.dgn

DRAWING DATE: APRIL, 1993

IDAHO TRANSPORTATION DEPARTMENT



BOISE IDAHO

STANDARD DRAWING

ROUTE MARKER AUXILIARY PANELS

REQUIRES STD. DWG. I-12-F

ORIGINAL SIGNED BY: RYAN LANCASTER for DESIGN/TRAFFIC SERVICES ENGINEER

English

STANDARD DRAWING NO. I-11-C

SHEET 1 OF 1