



R1-1 (30"X30")  
R1-1A (36"X36")  
R1-1B (48"X48")




R1-2 (36"X36"X36")  
R1-2A (48"X48"X48")  
R1-2B (60"X60"X60")




R2-1 (24"X30")  
R2-1A (36"X48")  
R2-1B (48"X60")



R2-2 (24"X24")  
R2-2A (36"X36")  
R2-2B (48"X48")



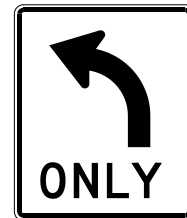
R3-1L (24"X24")  
R3-1AL (36"X36")



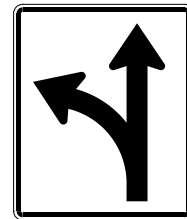
R3-1R (24"X24")  
R3-1AR (36"X36")



R3-4 (24"X24")  
R3-4A (36"X36")



R3-5 LorR (30"X36")



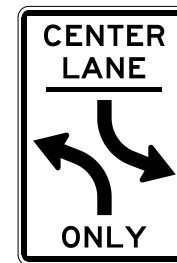
R3-6 LorR (30"X36")



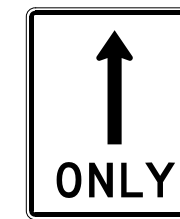
R3-7 LorR (30"X30")  
R3-7A LorR (36"X36")  
R3-7B LorR (48"X48")



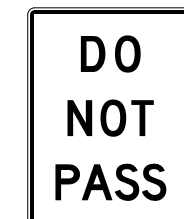
R3-8 LorR (30"X30")  
R3-8A LorR (36"X36")  
R3-8B LorR (48"X48")



R3-10 (24"X36")  
R3-10A (36"X48")



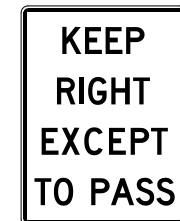
R3-11 (30"X36")




R4-1 (24"X30")  
R4-1A (36"X48")  
R4-1B (48"X60")



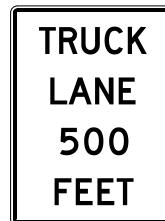
R4-2 (24"X30")  
R4-2A (36"X48")  
R4-2B (48"X60")



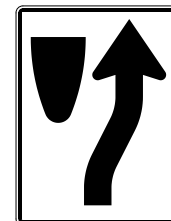
R4-4 (24"X30")  
R4-4A (36"X48")  
R4-4B (48"X60")



R4-5 (24"X30")  
R4-5A (36"X48")  
R4-5B (48"X60")



R4-6 (24"X30")  
R4-6A (36"X48")  
R4-6B (48"X60")



R4-7 (24"X30")  
R4-7A (36"X48")  
R4-7B (48"X60")



R5-1 (30"X30")  
R5-1A (36"X36")



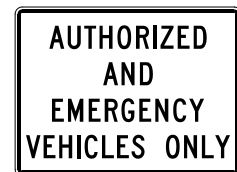
R5-9 (30"X18")  
R5-9A (36"X24")




R6-1 LorR (36"X12")



R8-7 (30"X24")  
R8-7A (48"X36")



R8-8 (48"X36")



R10-10 LorR (24"X30")  
R10-10A LorR (30"X36")

NOTES:

1. ALL SIGNS SHALL BE IN ACCORDANCE WITH THE MANUAL ON UNIFORM TRAFFIC CONTROL DEVICES AS ADOPTED BY THE STATE.
2. SIGNS SHALL BE PUNCHED WITH THE REQUIRED NUMBER OF 3/8" DIAMETER MOUNTING HOLES AS SHOWN ON STANDARD DRAWING I-12-F.
3. DASHED NUMBERS INDICATED ARE VARIABLE.

ORIGINAL STORED AT: ITD, Headquarters 3311 West State Boise, Idaho

REVISIONS								
NO.	DATE	BY	NO.	DATE	BY	NO.	DATE	BY
1	12-93	HEB						
2	12-01	NQB						
3	07-03	NQB						
4	06-07	HEB						
5	12-13	HEB						

SCALES SHOWN ARE FOR 11" X 17" PRINTS ONLY

CADD FILE NAME: i12o1213.dgn

DRAWING DATE: JANUARY, 1991

**IDAHO TRANSPORTATION DEPARTMENT**



BOISE IDAHO

ORIGINAL SIGNED BY: RYAN LANCASTER for DESIGN/TRAFFIC SERVICES ENGINEER

STANDARD DRAWING

**STANDARD REGULATORY SIGNS**

REQUIRES STD. DWG. I-12-F

**English**

STANDARD DRAWING NO. I-12-A

SHEET 1 OF 1

ORIGINAL SIGNED BY: CARL D. MAIN  
DATE: ORIGINAL SIGNED: DECEMBER 5, 2013