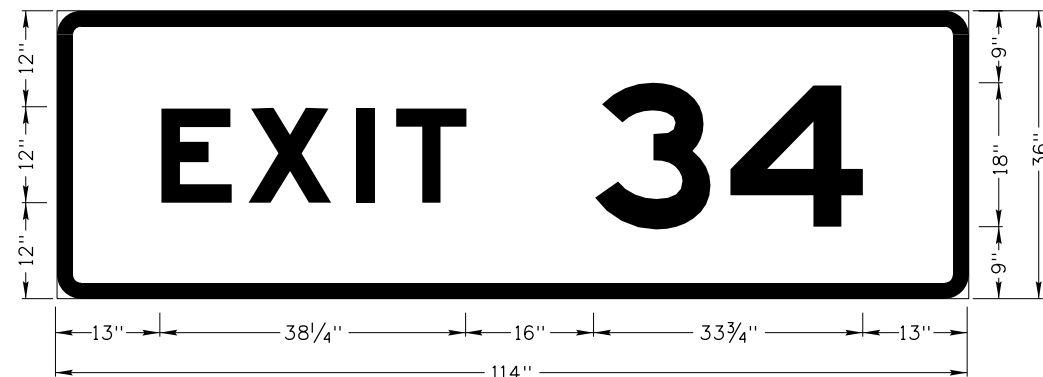


E1-5; 3.000" RADIUS, 2.000" BORDER, WHITE ON GREEN;
 [EXIT] E MOD 2K 120% SPACING; [2] E MOD 2K;
 TABLE OF DISTANCES BETWEEN LETTER AND OBJECT LEFTS.

22 5/8"	E	X	I	T	2	22 5/8"
10 7/8"	13 1/2"	5"	24 7/8"	14 1/2"		



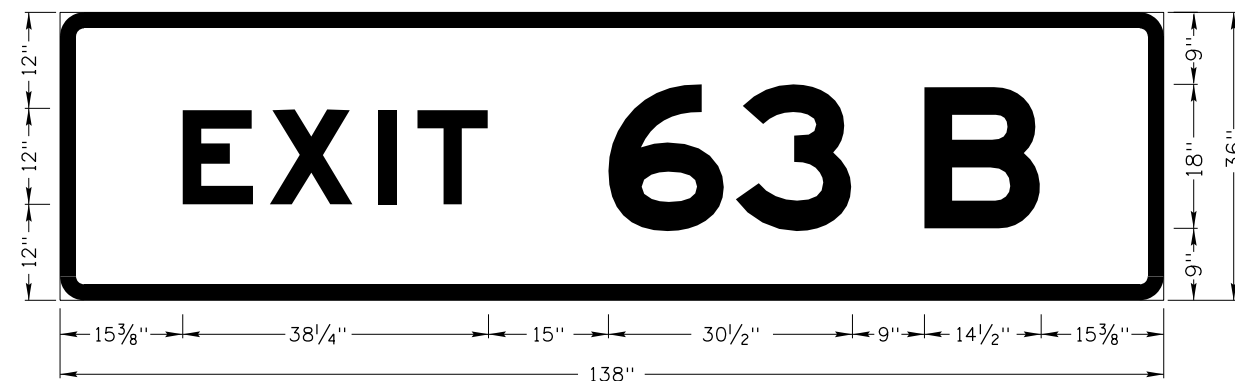
E1-5; 3.000" RADIUS, 2.000" BORDER, WHITE ON GREEN;
 [EXIT] E MOD 2K 120% SPACING; [34] E MOD 2K;
 TABLE OF DISTANCES BETWEEN LETTER AND OBJECT LEFTS.

13"	E	X	I	T	3	4	13"
11"	13 3/8"	5"	24 7/8"	17"	14 1/2"		



E1-5; 3.000" RADIUS, 2.000" BORDER, WHITE ON GREEN;
 [EXIT] E MOD 2K 120% SPACING; [234] E MOD 2K;
 TABLE OF DISTANCES BETWEEN LETTER AND OBJECT LEFTS.

15 3/8"	E	X	I	T	2	3	4	15 3/8"
10 7/8"	13 3/8"	5"	26 7/8"	17 1/2"	16 7/8"	16 3/4"		



E1-5; 3.000" RADIUS, 2.000" BORDER, WHITE ON GREEN;
 [EXIT] E MOD 2K 120% SPACING; [63 B] E MOD 2K 50% SPACING;
 TABLE OF DISTANCES BETWEEN LETTER AND OBJECT LEFTS.

15 3/8"	E	X	I	T	6	3	B	15 3/8"
10 7/8"	13 1/2"	5"	23 3/8"	15 7/8"	23 5/8"	14 1/2"		

NOTES

1. THE EXIT PANELS SIGN NUMBER IS E5-1.
2. A DETAIL OF EACH EXIT PANEL IS REQUIRED IN THE PLAN SET.
3. DRAWING NOT TO SCALE.

ORIGINAL STORED
 AT: ITD,
 Headquarters
 3311 West State
 Boise, Idaho

ORIGINAL SIGNED BY:
 RYAN D. LANCASTER
 DATE ORIGINAL SIGNED:
 MAY 28, 2015

REVISIONS								
NO.	DATE	BY	NO.	DATE	BY	NO.	DATE	BY

SCALES SHOWN
 ARE FOR 11" X 17"
 PRINTS ONLY
 CADD FILE NAME:
 i13_0515.dgn
 DRAWING DATE:
 MAY, 2015

**IDAHO
 TRANSPORTATION
 DEPARTMENT**

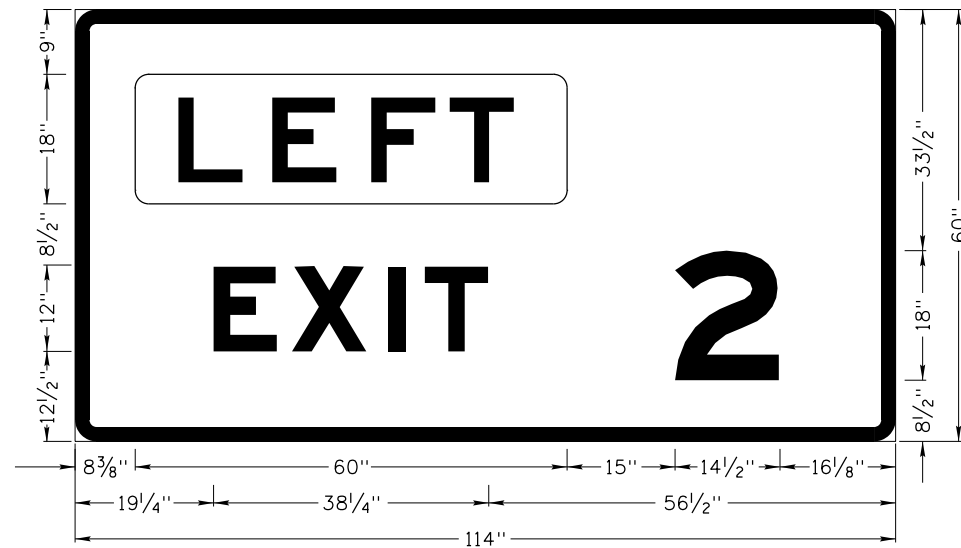


BOISE IDAHO

ORIGINAL SIGNED BY: KEVIN SABLAN
 DESIGN/TRAFFIC SERVICES ENGINEER

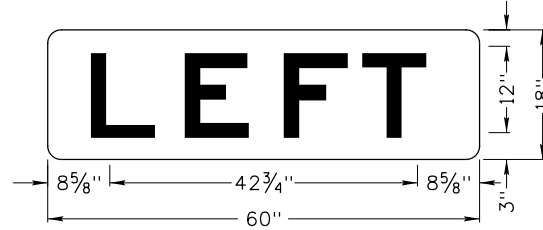
STANDARD DRAWING
**INTERSTATE EXIT
 NUMBER PANELS**
 REQUIRES SHEET 2 OF 2

English
 STANDARD DRAWING NO.
I-13
 SHEET 1 OF 2



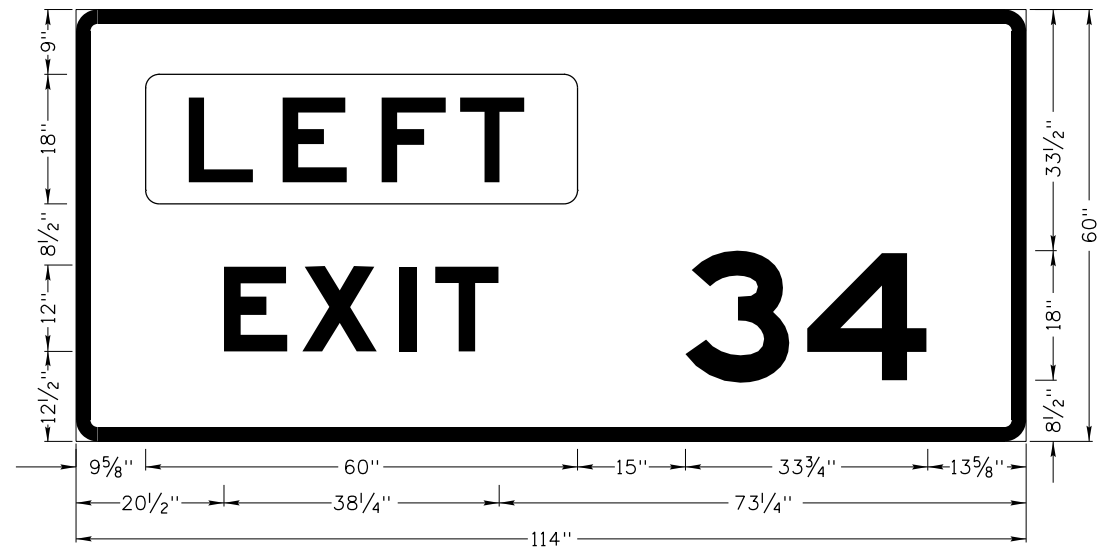
E1-5L; 3.000" RADIUS, 2.000" BORDER, WHITE ON GREEN;
 ROUNDED RECTANGLE 1 7/8" RADIUS YELLOW
 [EXIT] E MOD 2K 120% SPACING; [] 2K; [2] E MOD 2K;
 TABLE OF DISTANCES BETWEEN LETTER AND OBJECT LEFTS.

8 3/8"	60"	45 5/8"
19 1/4"	E 10 7/8"	X 13 1/2"
I 5"	T 34 3/4"	2 14 1/2"
		16 1/8"



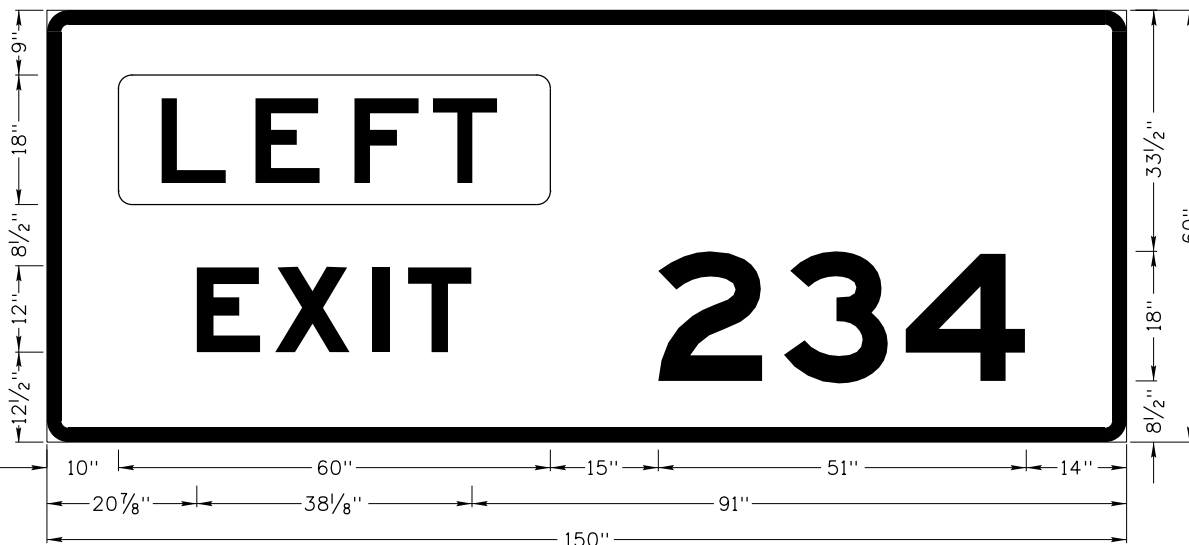
E1-5p; 1 5/8" RADIUS, 0.000" BORDER, YELLOW ON YELLOW;
 [LEFT] BLACK E 2K 125% SPACING;
 TABLE OF LETTER AND OBJECT LEFTS.

8 5/8"	L 11 1/2"	E 12"	F 10 1/2"	T 9"	8 5/8"
--------	-----------	-------	-----------	------	--------



E1-5L; 3.000" RADIUS, 2.000" BORDER, WHITE ON GREEN;
 ROUNDED RECTANGLE 1 7/8" RADIUS YELLOW
 [EXIT] E MOD 2K 120% SPACING; [] 2K; [34] E MOD 2K;
 TABLE OF DISTANCES BETWEEN LETTER AND OBJECT LEFTS.

9 5/8"	60"	63 3/8"
20 1/2"	E 11"	X 13 3/8"
I 5"	T 34 3/4"	3 17"
		4 16 3/4"
		13 5/8"

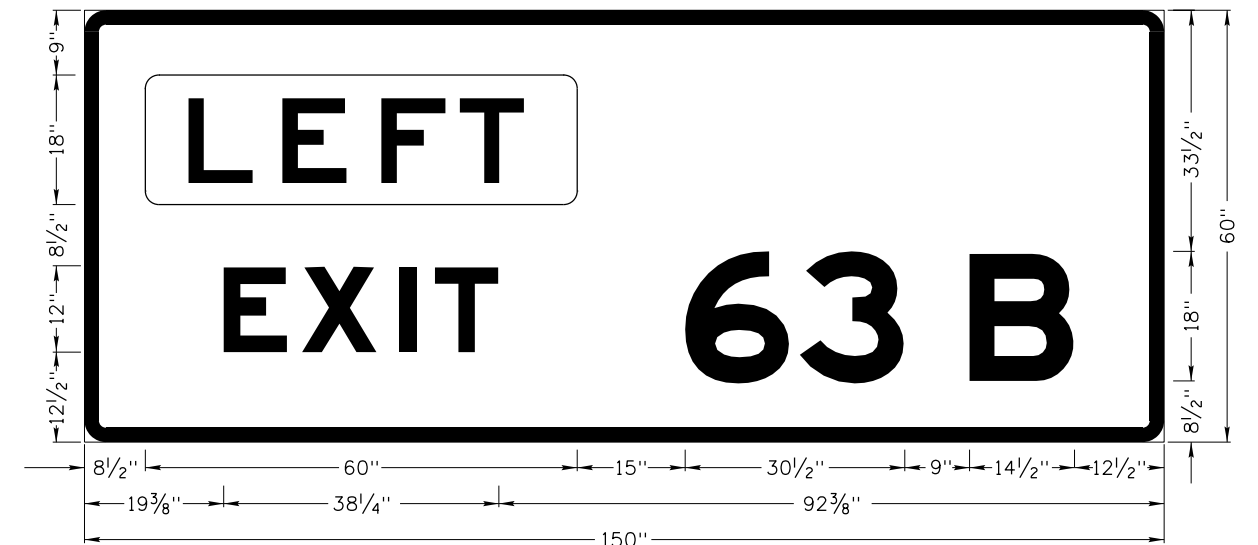


E1-5L; 3.000" RADIUS, 2.000" BORDER, WHITE ON GREEN;
 ROUNDED RECTANGLE 1 7/8" RADIUS YELLOW
 [EXIT] E MOD 2K 120% SPACING; [] 2K; [234] E MOD 2K;
 TABLE OF DISTANCES BETWEEN LETTER AND OBJECT LEFTS.

10"	60"	80"
20 7/8"	E 10 7/8"	X 13 3/8"
I 5"	T 34 7/8"	2 17 3/8"
		3 17"
		4 16 5/8"
		14"

NOTES

1. THE LEFT EXIT PANELS SIGN NUMBER IS E1-5bp.
2. A DETAIL OF EACH EXIT PANEL IS REQUIRED IN THE PLAN SET.
2. DRAWING NOT TO SCALE.



E1-5L; 3.000" RADIUS, 2.000" BORDER, WHITE ON GREEN;
 ROUNDED RECTANGLE 1 7/8" RADIUS YELLOW
 [EXIT] E MOD 2K 120% SPACING; [] 2K; [63B] E MOD 2K;
 TABLE OF DISTANCES BETWEEN LETTER AND OBJECT LEFTS.

8 1/2"	60"	81 1/2"
19 3/8"	E 10 7/8"	X 13 1/2"
I 5"	T 34 3/4"	6 15 7/8"
		3 23 5/8"
		B 14 1/2"
		12 1/2"

ORIGINAL STORED AT: ITD, Headquarters 3311 West State Boise, Idaho

ORIGINAL SIGNED BY:
 RYAN D. LANCASTER
 DATE ORIGINAL SIGNED:
 MAY 28, 2015

REVISIONS								
NO.	DATE	BY	NO.	DATE	BY	NO.	DATE	BY

SCALES SHOWN ARE FOR 11" X 17" PRINTS ONLY
 CADD FILE NAME: i13_0515.dgn
 DRAWING DATE: MAY, 2015

IDAHO TRANSPORTATION DEPARTMENT



BOISE IDAHO

ORIGINAL SIGNED BY: KEVIN SABLAN
 DESIGN/TRAFFIC SERVICES ENGINEER

STANDARD DRAWING
INTERSTATE EXIT NUMBER PANELS
 REQUIRES SHEET 1 OF 2

English
 STANDARD DRAWING NO.
I-13
 SHEET 2 OF 2