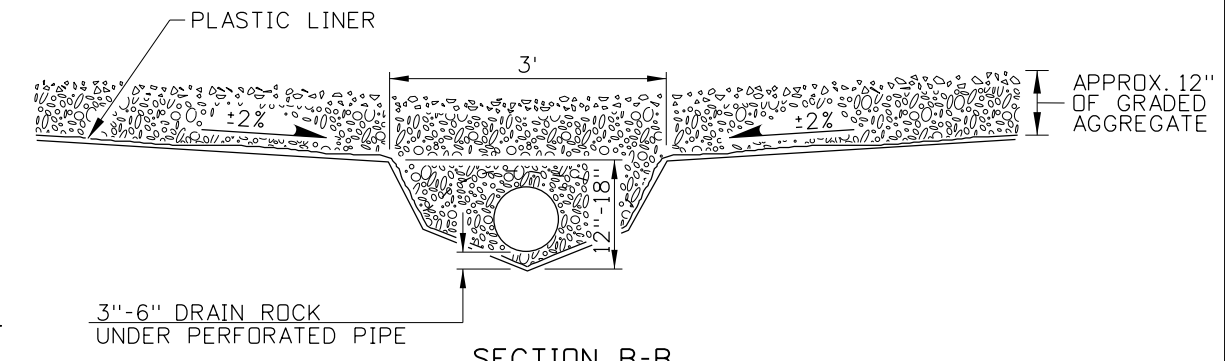
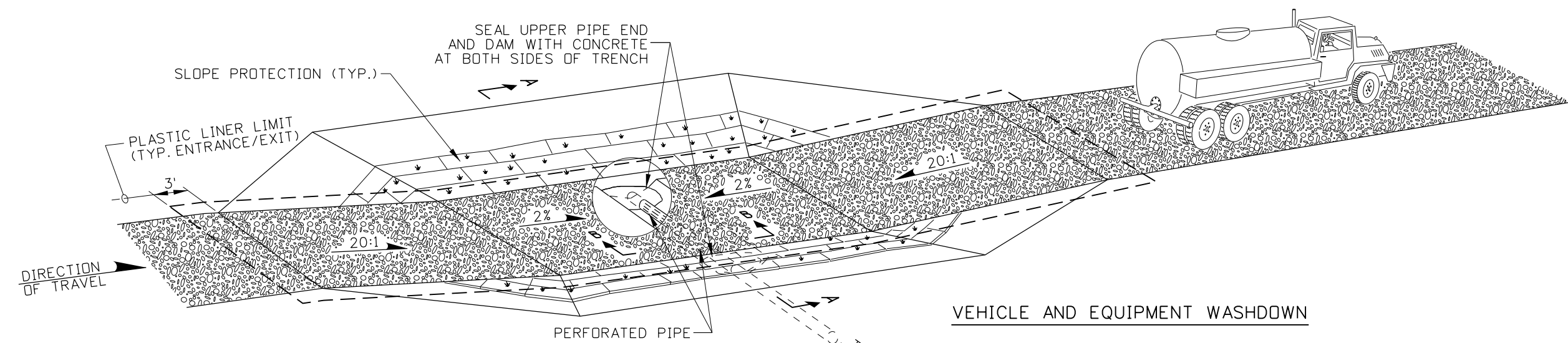


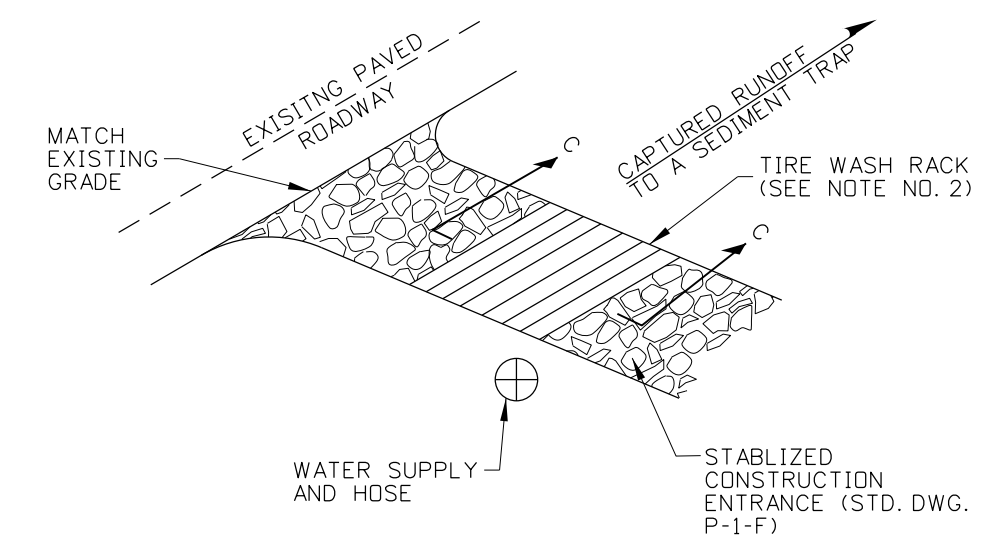
SECTION A-A



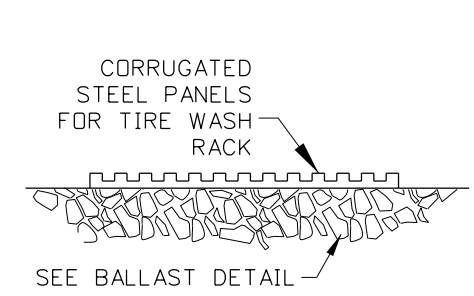
SECTION B-B



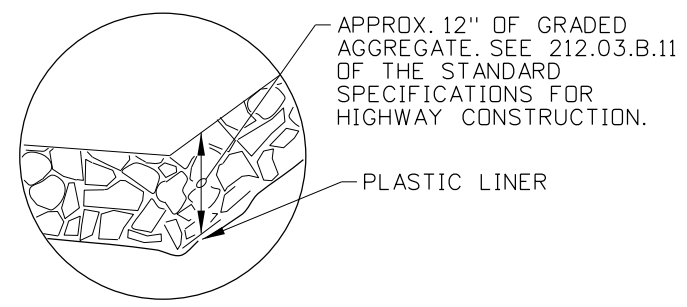
VEHICLE AND EQUIPMENT WASHDOWN



TIRE WASH RACK



SECTION C-C



BALLAST DETAIL
VEHICLE AND EQUIPMENT WASHDOWN

NOTES

1. DIRECT VEHICLE AND EQUIPMENT WASHDOWN OUTFLOW TO A SEDIMENT TRAP.
2. USE TIRE WASH RACK IN CONJUNCTION WITH A STABILIZED CONSTRUCTION ENTRANCE. WHEN TIRE WASH RACK IS USED, SEDIMENT MUST BE ROUTED TO A SEDIMENT TRAP. OBTAIN THE ENGINEER'S APPROVAL OF PRE-FABRICATED TIRE WASH RACKS PRIOR TO INSTALLATION.
3. NOT TO SCALE.

REVISIONS								
NO.	DATE	BY	NO.	DATE	BY	NO.	DATE	BY
1	9-98	MSM						
2	10-10	KEH						
3	6-11	KEH						
4	12-12	RDL						

SCALES SHOWN ARE FOR 11" X 17" PRINTS ONLY
 CADD FILE NAME: p3e_1212.std
 DRAWING DATE: DECEMBER, 1995

IDAHO TRANSPORTATION DEPARTMENT



BOISE IDAHO

ORIGINAL SIGNED BY: LOREN THOMAS
 HIGHWAYS PROGRAM OVERSIGHT ENGINEER

ORIGINAL SIGNED BY: TOM COLE
 CHIEF ENGINEER

STANDARD DRAWING

VEHICLE AND EQUIPMENT WASHDOWN

REQUIRES STD. DWG. P-1-D

English

STANDARD DRAWING NO.
P-3-E

SHEET 1 OF 1

ORIGINAL STORED AT: ITD, Headquarters 3311 West State Boise, Idaho

ORIGINAL SIGNED BY:
 J. CALEB LAKEY
 DATE ORIGINAL SIGNED:
 DECEMBER 17, 2012