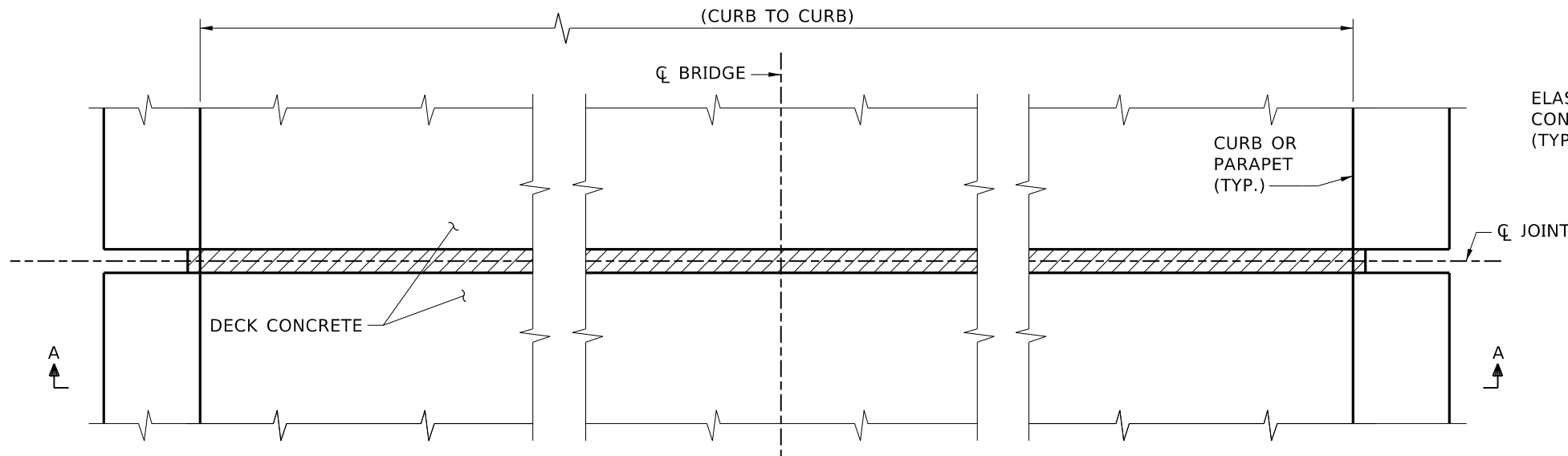
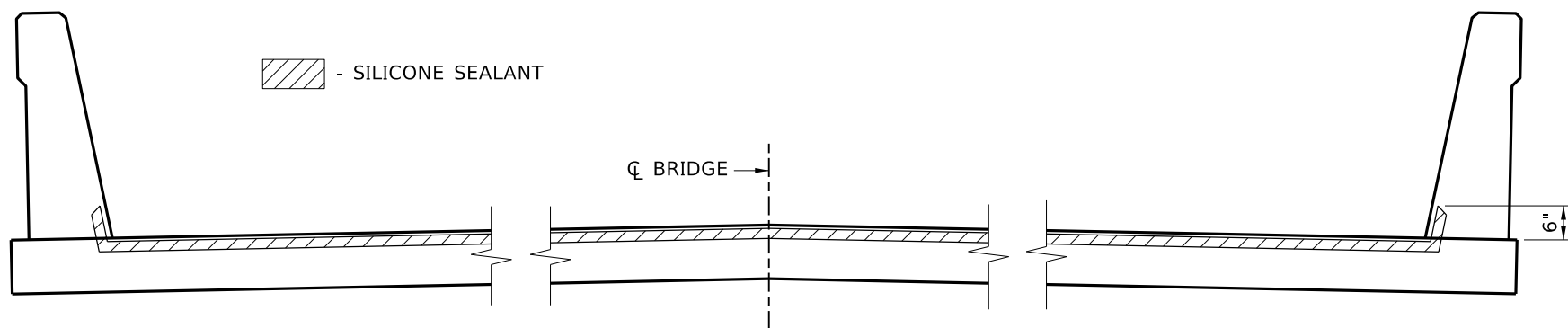


ORIGINAL STORED AT: ITD BRIDGE SECTION - Boise, Idaho

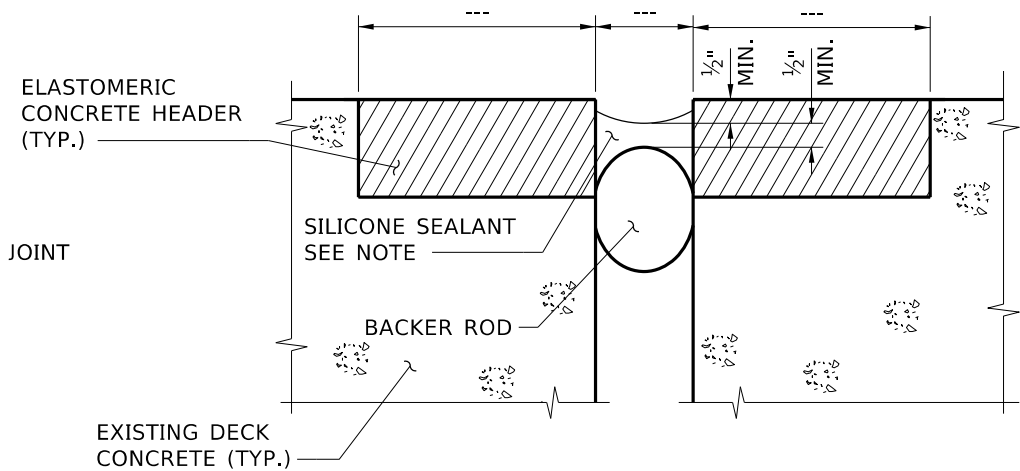


**DECK PLAN**  
3/4" = 1'-0"

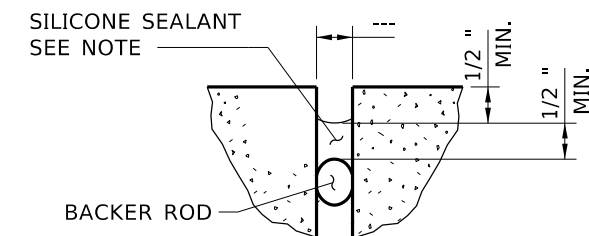


**SECTION A-A**  
3/4" = 1'-0"

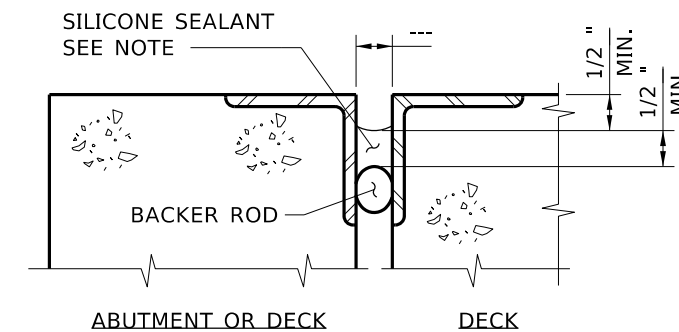
**NOTE**  
PROVIDE JOINT SEALANT THAT MEETS THE REQUIREMENTS OF ASTM C920 FOR TYPE M, GRADE P, CLASS 100/50 AND USE T, AND MEETS ASTM C719 FOR TEST MOVEMENTS +100% AND -50% OF THE JOINT WIDTH AS TESTED BY AN INDEPENDENT TESTING FACILITY.



**ELASTOMERIC CONCRETE HEADER**  
3" = 1'-0"



**UNARMORED JOINTS**  
NTS



**ARMOR ANGLES**  
NTS

| REVISIONS |      |             |
|-----------|------|-------------|
| NO.       | DATE | DESCRIPTION |
|           |      |             |
|           |      |             |
|           |      |             |
|           |      |             |

|                |
|----------------|
| DESIGNED       |
| DESIGN CHECKED |
| DETAILED       |
| DWG. CHECKED   |
| CORRECTIONS    |

|  |
|--|
| SCALES SHOWN ARE FOR 11" X 17" PRINTS ONLY |
| CADD FILE NAME                             |
| B14_5.DGN                                  |
| DRAWING DATE:                              |
| JUNE 2022                                  |

**IDAHO TRANSPORTATION DEPARTMENT**

YOUR Safety → YOUR Mobility → YOUR Economic Opportunity

APPROVED BY: \_\_\_\_\_ DATE: \_\_\_\_\_

**ENGLISH**  
PROJECT NO.

**SILICONE SEALANT JOINT**  
  
BRIDGE LRFD DESIGN MANUAL, B14.5

|                     |          |
|---------------------|----------|
| <b>BRIDGE PLANS</b> |          |
| BRIDGE KEY NO.      |          |
| COUNTY              | KEY NO.  |
| BRIDGE DWG. NO.     | SHEET OF |