



Pedestrian Safety Word Search

ALERT
CAR
CROSSING
DRIVEWAY
LIGHT


LOOK
OBEY
PEDESTRIAN
REFLECTIVE
SAFE

STREET
STOP
TRAFFIC
WALK
YIELD

P	C	A	Y	I	E	L	D	B	R
E	A	F	E	C	D	S	A	F	E
D	R	I	V	E	W	A	Y	H	F
E	C	R	O	S	S	I	N	G	L
S	T	R	E	E	T	G	I	J	E
T	R	A	F	F	I	C	L	K	C
R	N	O	P	M	L	I	G	H	T
I	S	T	O	P	O	B	E	Y	I
A	L	E	R	T	O	Q	R	T	V
N	V	W	A	L	K	U	S	W	E

When walking

**BE SAFE
AND
BE SEEN!**



Take the Time
to Cross Safely.




Use the secret code to complete the phrase.

A	B	C	D	E	F	G	H	I	J	K	L	M
⇨	⇧	⇩	⇪	⇫	⇬	⇭	⇮	⇯	⇰	⇱	⇲	⇳
N	O	P	Q	R	S	T	U	V	W	X	Y	Z
⇴	⇵	⇶	⇷	⇸	⇹	⇺	⇻	⇼	⇽	⇾	⇿	↩


⇩⇨⇩⇧	⇧⇨⇩⇧	⇩⇨⇩⇧
_____	_____	_____
⇩⇨⇩⇧	⇧⇨⇩⇧	⇩⇨⇩⇧
_____	_____	_____
⇩⇨⇩⇧	⇧⇨⇩⇧	⇩⇨⇩⇧
_____	_____	_____
⇩⇨⇩⇧	⇧⇨⇩⇧	⇩⇨⇩⇧
_____	_____	_____

Safety Tips:
 Driveways and alleys are dangerous because cars can be entering or leaving at any time.

- LOOK for backup lights
- LISTEN for engine noise
- LOOK for drivers in cars



Help me find my jacket with reflective stripes so vehicle drivers can see me when I walk to school.



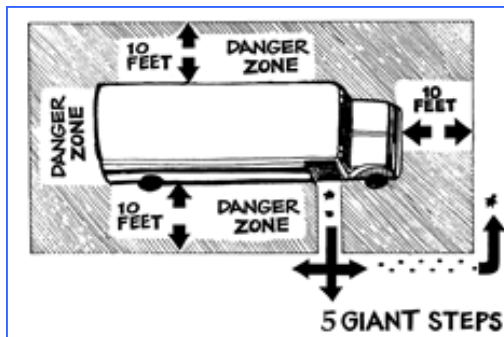
Finish

Secret code answer: Look left, right then left again before crossing the street.

School Bus Safety



- Get to the bus stop on time.
- After the bus stops and the door opens, board the bus one at a time.
- When getting off the bus, look before stepping off to be sure no cars are passing on the shoulder.
- If you have to cross the street in front of the bus, walk on the sidewalk or along the side of the road to a point at least 5 giant steps ahead of the bus before you cross. Be sure the bus driver can see you and you can see the driver.
- If you drop something near the bus, tell the bus driver. Never try to pick it up because the driver may not be able to see you.



STAY OUT OF THE DANGER ZONE!

The Danger Zone is the area on all sides of the bus where children are in the most danger of being hit.

- Stay 10 feet away from the bus (or as far away as you can.)
- Never go behind the bus.
- Take 5 giant steps in front of the bus before crossing so the driver can see you.

Walk Safe

- Walk on sidewalks. No sidewalks? Walk facing vehicular traffic, on the left edge of the road or on the shoulder.
- Cross safely at intersections and drive-ways.
- Look LEFT-RIGHT-LEFT, and be sure vehicular traffic is clear or stopped before crossing the street.
- Watch vehicular traffic to be sure it is yielding while crossing until you reach the other side of the street.
- Be safe. Be seen. Wear light colored clothing at all times and reflective gear when light conditions are low. Use a flashlight when it is dark outside.
- Be alert! Don't assume vehicle drivers can see you.



SMART CHOICES SAVE LIVES!

*This brochure was produced by the
Office of Highway Safety, Idaho Transportation Department.
For information: (208) 334-8100, www.itd.idaho.gov/ohs
P.O. Box 7129, Boise, ID 83707-1129
This brochure may be reproduced for educational purposes.*

Pedestrian Safety Fun Page



SMART CHOICES SAVE LIVES!